

UNIT	CLOSED CIRCUIT COOLER	
MODEL #	eco-LSWE 8P-6N18	SCALE NTS

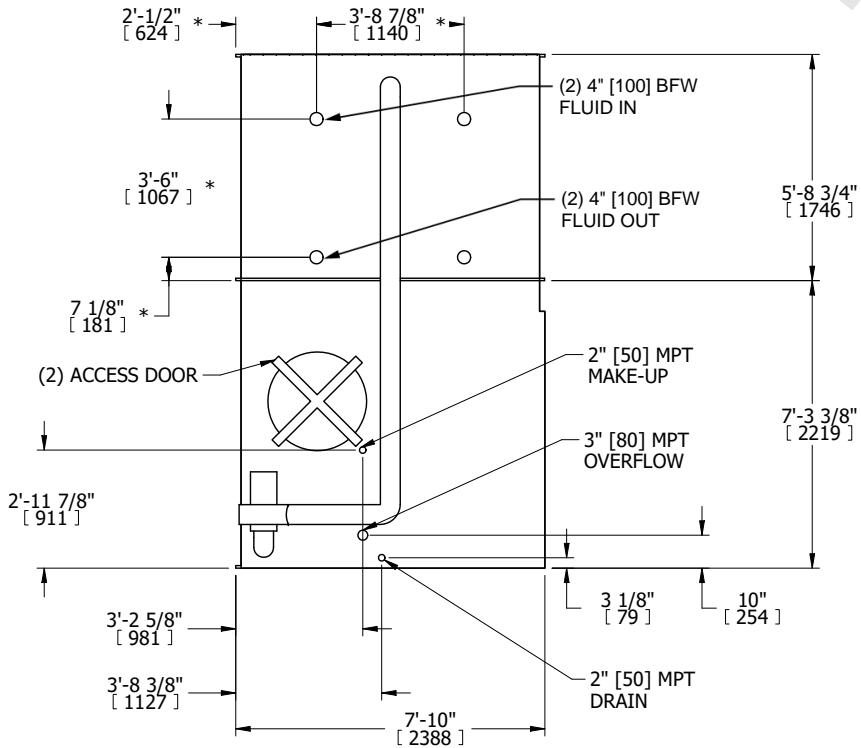


DWG. #	WLEP81812-DRD-ST	REV.	-
SERIAL #		DATE	11/8/2024

NOTES:

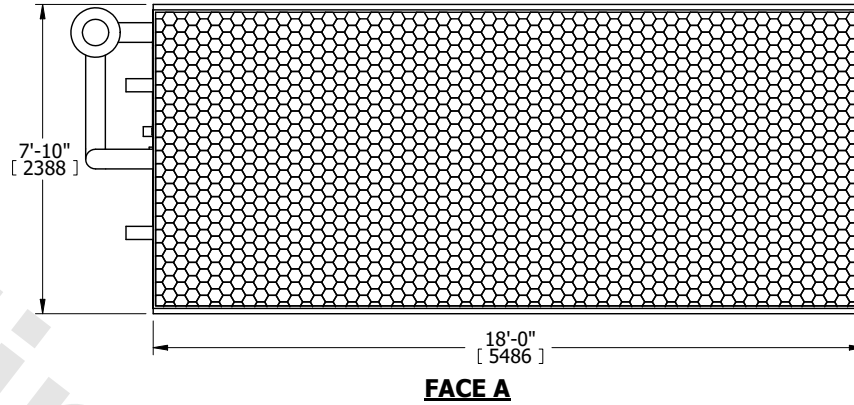
- (M)- FAN MOTOR LOCATION
- HEAVIEST SECTION IS COIL SECTION
- MPT DENOTES MALE PIPE THREAD
FPT DENOTES FEMALE PIPE THREAD
BFW DENOTES BEVELED FOR WELDING
GVD DENOTES GROOVED
FLG DENOTES FLANGE
PE DENOTES PLAIN END
- +UNIT WEIGHT DOES NOT INCLUDE ACCESSORIES (SEE ACCESSORY DRAWINGS)
- 3/4" [19mm] DIA. MOUNTING HOLES. REFER TO RECOMMENDED STEEL SUPPORT DRAWING
- DIMENSIONS LISTED AS FOLLOWS: ENGLISH FT IN [METRIC] [mm]
- * - APPROXIMATE DIMENSIONS DO NOT USE FOR PRE-FABRICATION OF CONNECTING PIPING
- MAKE-UP WATER PRESSURE
20 psi [137 kPa] MIN, 50 psi [344 kPa] MAX

FACE B
PLAN VIEW

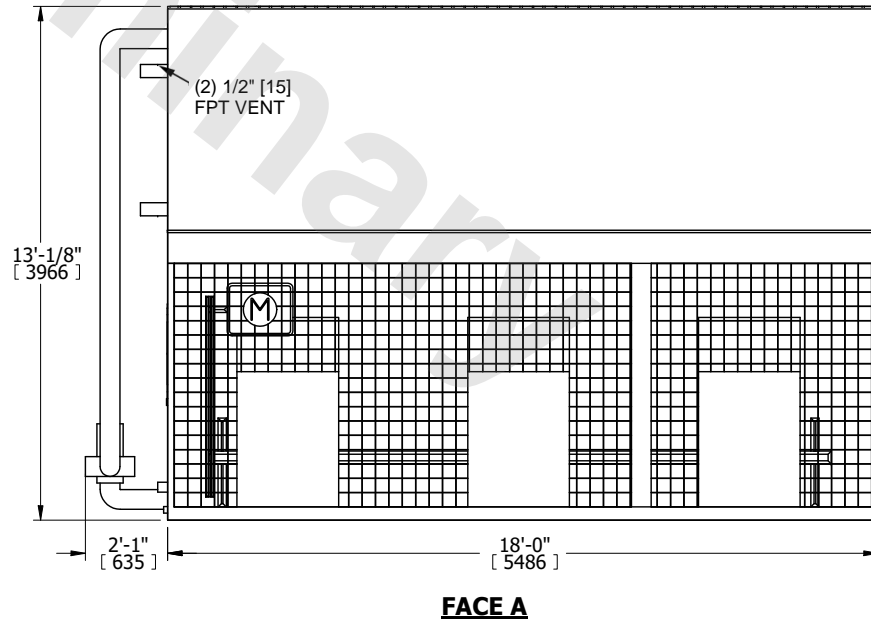


FACE B

FACE C



FACE A



FACE A

SHIPPING WEIGHT	25700 lbs+ [11660] kg+	OPERATING WEIGHT	35650 lbs+ [16175] kg+	HEAVIEST SECTION WEIGHT	20300 lbs+ [9210] kg+	NO. OF SHIPPING SECTIONS	2	DRAWN BY:	TL5
-----------------	------------------------	------------------	------------------------	-------------------------	-----------------------	--------------------------	---	-----------	-----