

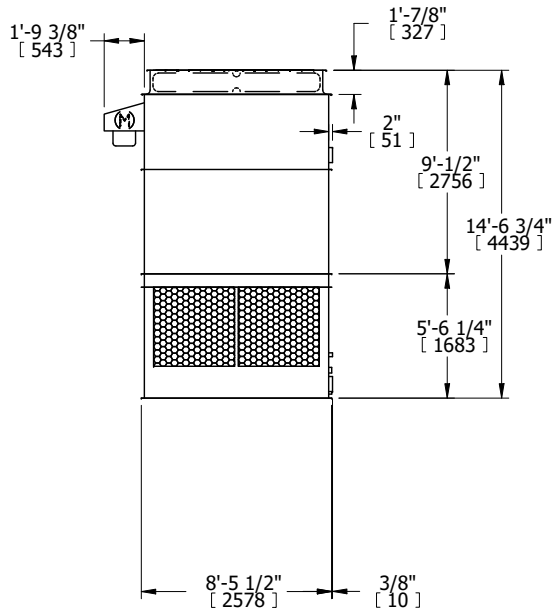
UNIT	COOLING TOWER	
MODEL #	AT 39-4H42	SCALE NTS

EVAPCO, INC.

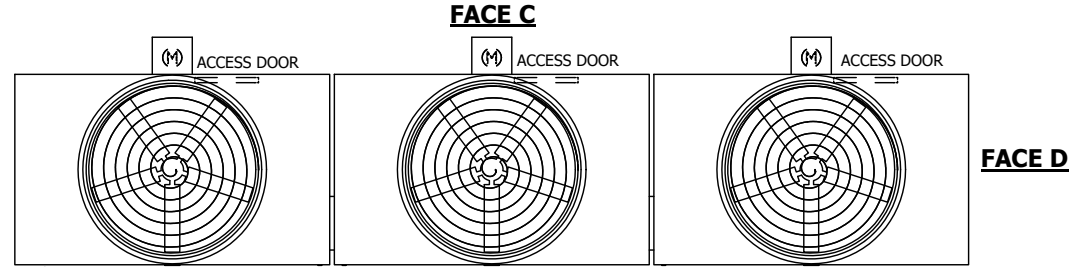
DWG. #	T3094248-DRD-ST	REV.	-
SERIAL #		DATE	10/3/2024

- NOTES:
- (M)- FAN MOTOR LOCATION
 - HEAVIEST SECTION IS UPPER SECTION
 - MPT DENOTES MALE PIPE THREAD
FPT DENOTES FEMALE PIPE THREAD
BFW DENOTES BEVELED FOR WELDING
GVD DENOTES GROOVED
FLG DENOTES FLANGE
 - +UNIT WEIGHT DOES NOT INCLUDE ACCESSORIES (SEE ACCESSORY DRAWINGS)
 - 3/4" [19MM] DIA. MOUNTING HOLES. REFER TO RECOMENDED STEEL SUPPORT DRAWING.
 - DIMENSIONS LISTED AS FOLLOWS:
ENGLISH FT-IN
[METRIC] [mm]

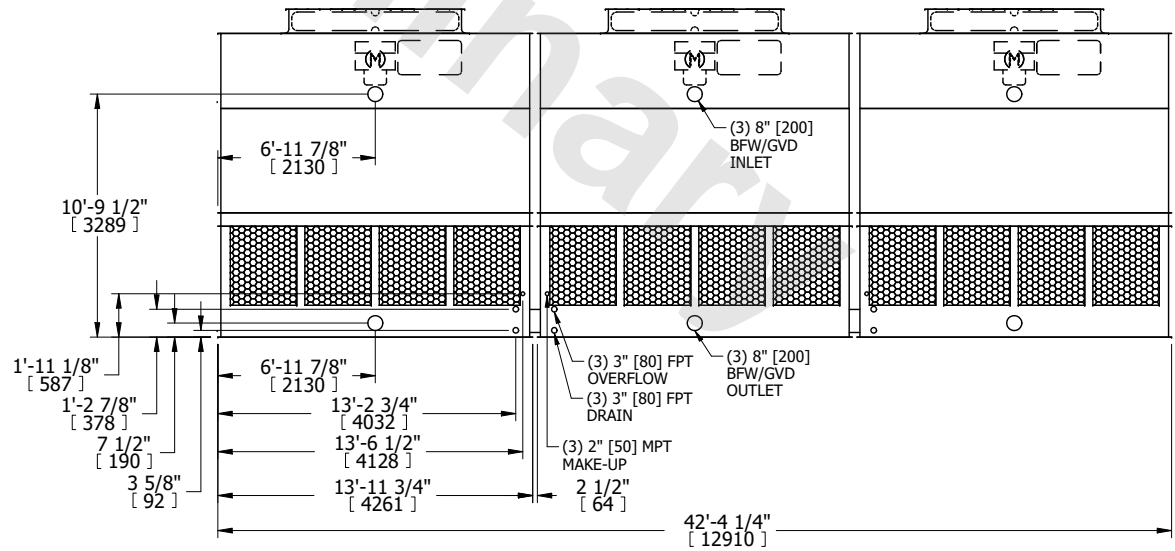
**FACE B
PLAN VIEW**



FACE B



FACE A



FACE A

SHIPPING WEIGHT	20010 lbs+ [9080] kg+	OPERATING WEIGHT	33540 lbs+ [15215] kg+	HEAVIEST SECTION WEIGHT	4540 lbs+ [2060] kg+	NO. OF SHIPPING SECTIONS	6	DRAWN BY:	JLG
-----------------	-----------------------	------------------	------------------------	-------------------------	----------------------	--------------------------	---	-----------	-----