

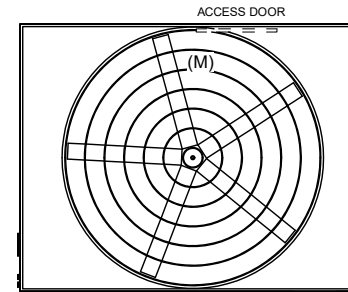
|         |               |           |
|---------|---------------|-----------|
| UNIT    | COOLING TOWER |           |
| MODEL # | AT 228-4018   | SCALE NTS |

# EVAPCO, INC.

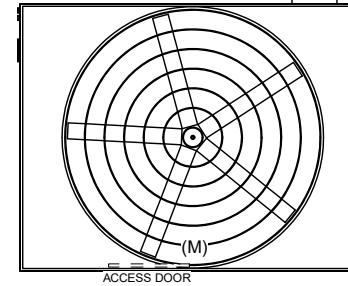
|          |                 |       |           |
|----------|-----------------|-------|-----------|
| DWG. #   | T4281848-DRA-ST | REV   | -         |
| SERIAL # |                 | DATE: | 3/10/2025 |

- NOTES:
- (M)- FAN MOTOR LOCATION
  - HEAVIEST SECTION IS FAN/CASING SECTION
  - MPT DENOTES MALE PIPE THREAD  
FPT DENOTES FEMALE PIPE THREAD  
BFW DENOTES BEVELED FOR WELDING  
GVD DENOTES GROOVED  
FLG DENOTES FLANGE
  - +UNIT WEIGHT DOES NOT INCLUDE ACCESSORIES (SEE ACCESSORY DRAWINGS)
  - 3/4" [19MM] DIA. MOUNTING HOLES. REFER TO RECOMMENDED STEEL SUPPORT DRAWING
  - DIMENSIONS LISTED AS FOLLOWS:  
ENGLISH FT-IN  
[METRIC] [mm]
  - MAKE-UP WATER PRESSURE  
20 psi MIN [137 kPa], 50 psi MAX [344 kPa]

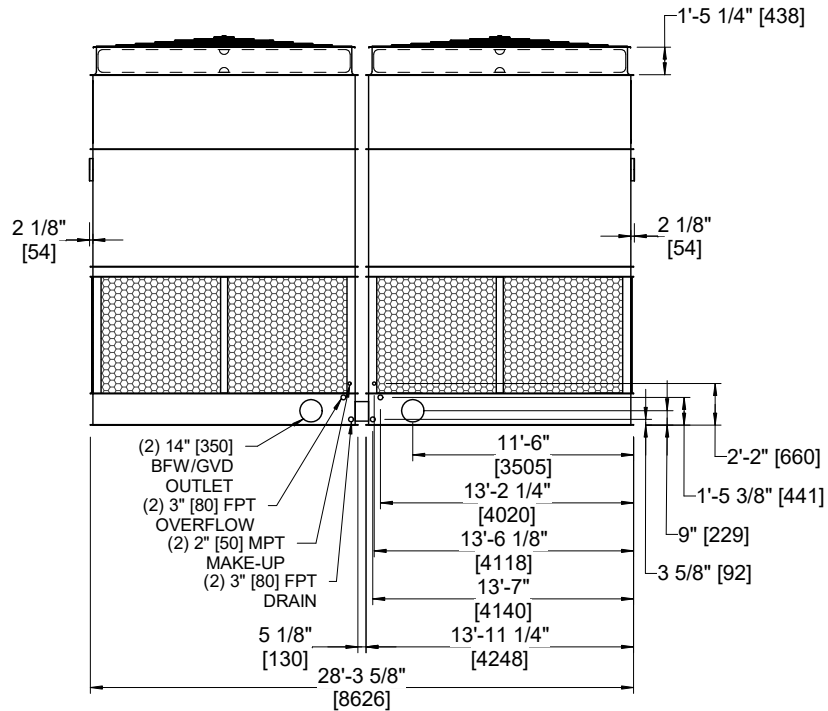
### FACE C



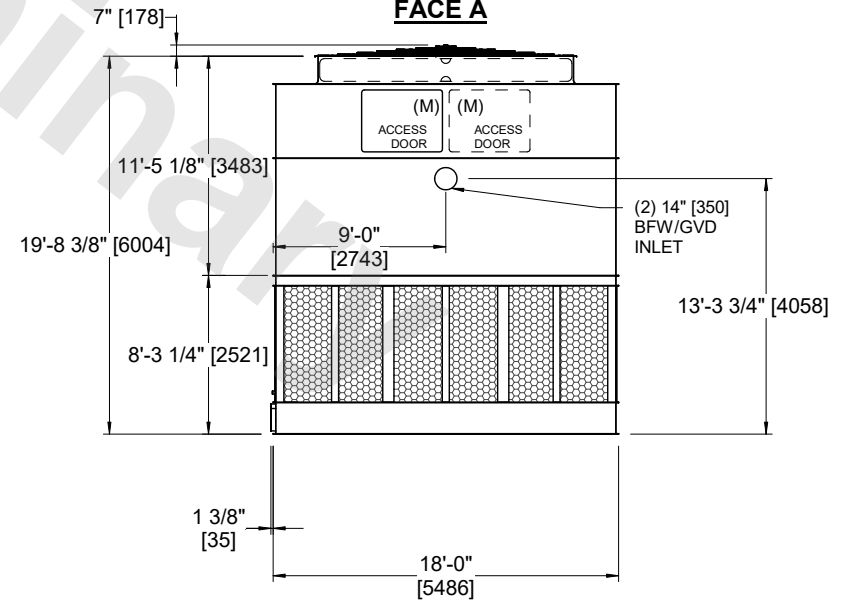
### FACE D



### FACE B PLAN VIEW



### FACE B



### FACE A

|                 |                        |                  |                        |                         |                       |                          |   |           |     |
|-----------------|------------------------|------------------|------------------------|-------------------------|-----------------------|--------------------------|---|-----------|-----|
| SHIPPING WEIGHT | 35580 lbs+ [16140] kg+ | OPERATING WEIGHT | 55000 lbs+ [24950] kg+ | HEAVIEST SECTION WEIGHT | 12720 lbs+ [5770] kg+ | NO. OF SHIPPING SECTIONS | 4 | DRAWN BY: | TRS |
|-----------------|------------------------|------------------|------------------------|-------------------------|-----------------------|--------------------------|---|-----------|-----|