

UNIT	CONDENSER	
MODEL #	PMRC-530	SCALE NTS

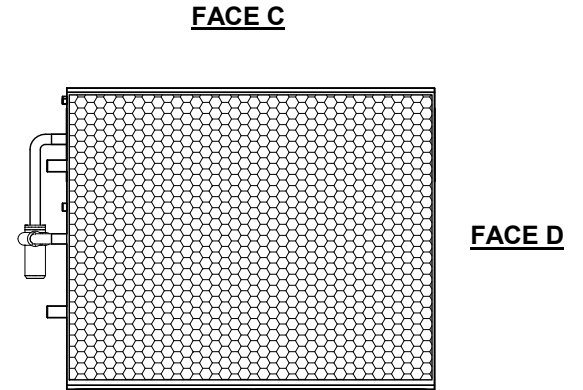
# EVAPCO, INC.



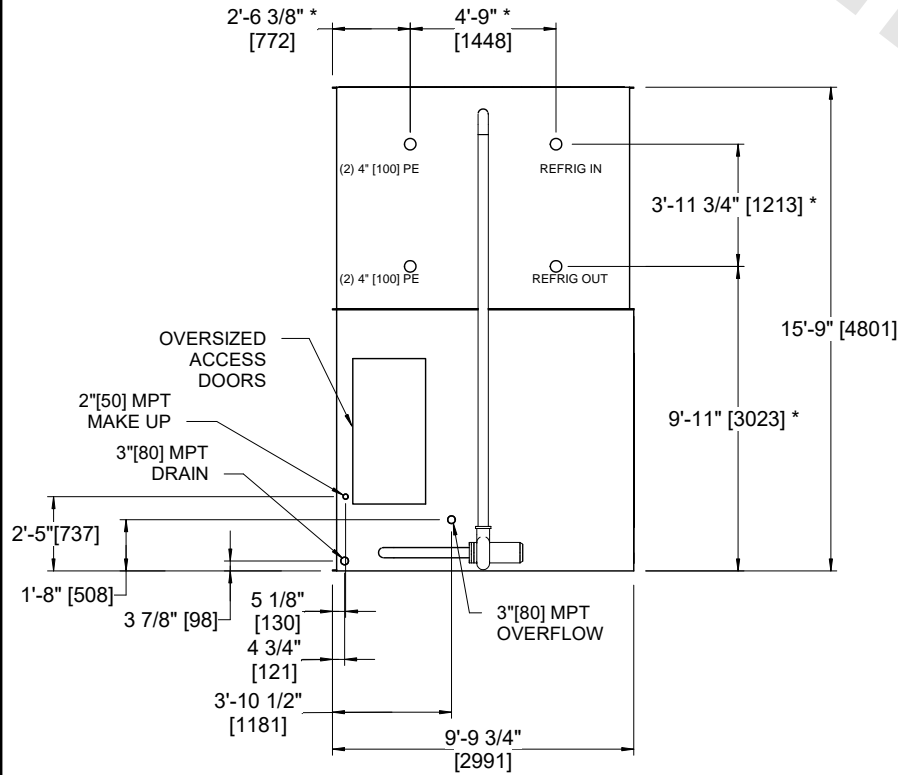
DWG. #	CEWRTM1214-DRA-ST	REV	-
SERIAL #		DATE:	10/20/2024

- NOTES:**
1. (M) - FAN MOTOR LOCATION
  2. HEAVIEST SECTION IS UPPER SECTION
  3. MPT DENOTES MALE PIPE THREAD  
FPT DENOTES FEMALE PIPE THREAD  
BFW DENOTES BEVELED FOR WELDING
  4. +UNIT WEIGHT DOES NOT INCLUDE ACCESSORIES (SEE ACCESSORY DRAWINGS)
  5. 3/4" DIA. MOUNTING HOLES. REFER TO RECOMMENDED STEEL SUPPORT DRAWING.
  6. MAKE-UP WATER PRESSURE  
20 psi MIN [137 kPa], 50 psi MAX [344 kPa]
  7. \*- APPROXIMATE DIMENSIONS DO NOT USE FOR PRE-FABRICATION OF CONNECTING PIPING
  8. DIMENSIONS LISTED AS FOLLOWS: ENGLISH IN [METRIC] [mm]

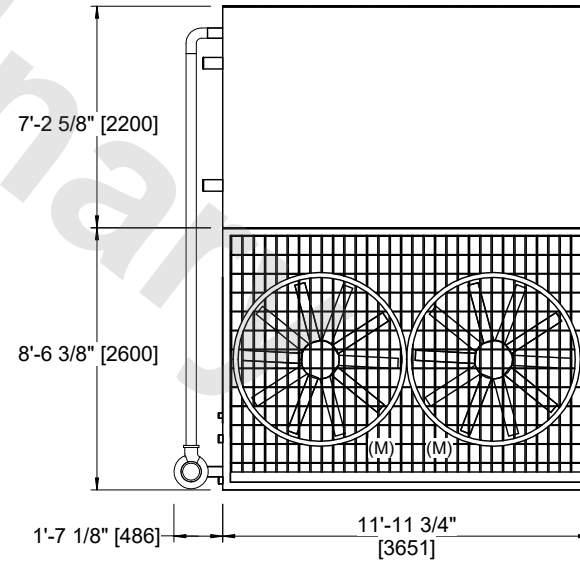
**FACE B  
PLAN VIEW**



**FACE A**



**FACE B**



**FACE A**

SHIPPING WEIGHT	22310 lbs+ [10120] kg+	OPERATING WEIGHT	26330 lbs+ [11945] kg+	HEAVIEST SECTION WEIGHT	16720 lbs+ [7585] kg+	NO. OF SHIPPING SECTIONS	2	DRAWN BY:	JLG
-----------------	------------------------	------------------	------------------------	-------------------------	-----------------------	--------------------------	---	-----------	-----