

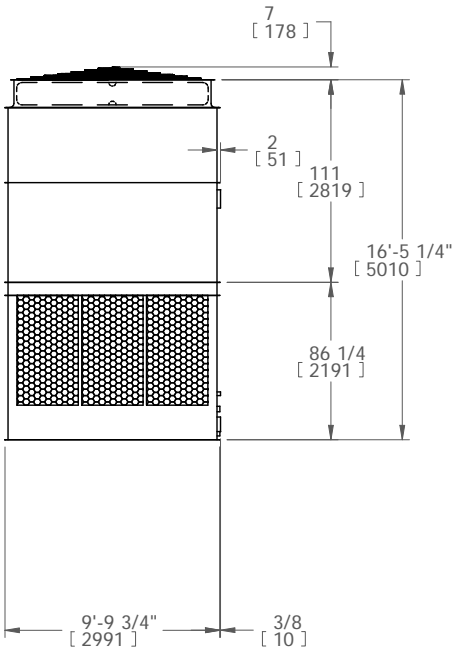
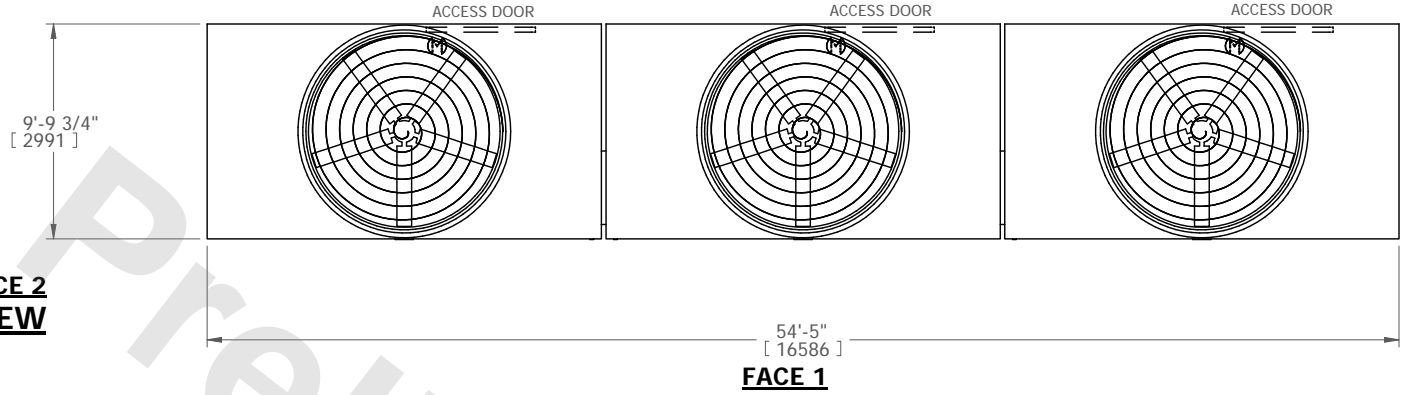
EVAPCO, INC.



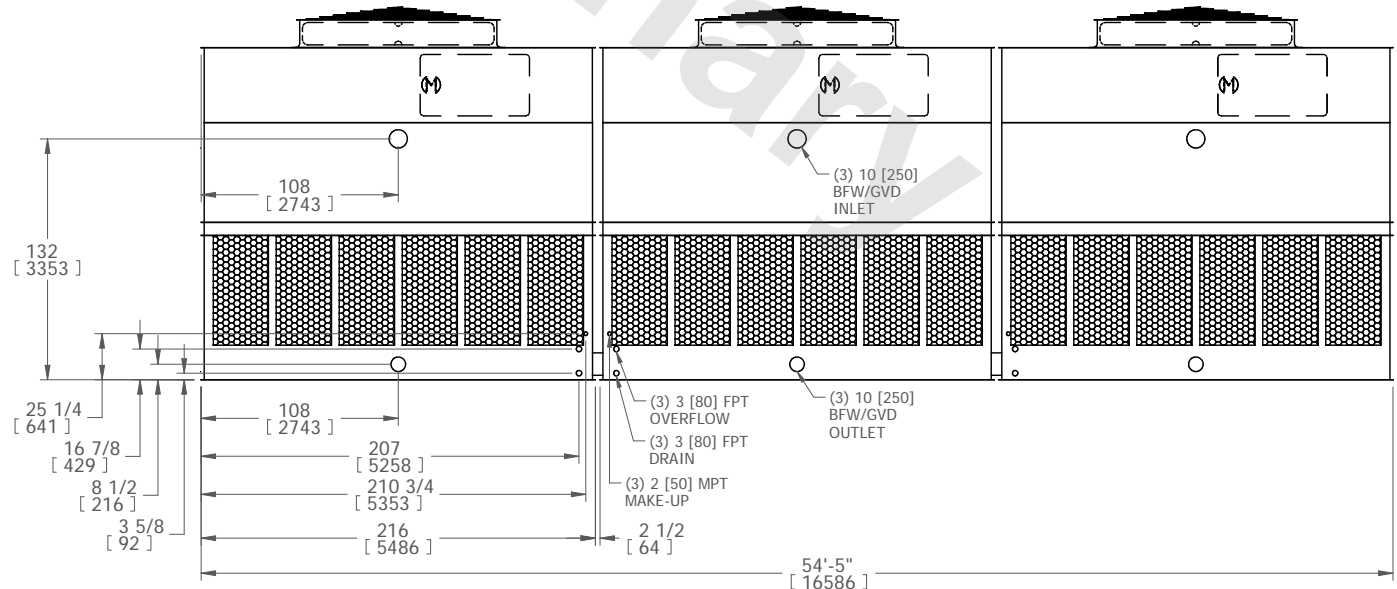
| | | | | | | |
|------------------------------|------------------------|-----------------|---------------------------|-----------|--------------------|----------|
| UNIT COOLING TOWER | MODEL # AT 310-3M54 | SCALE N.T.S. | DWG. # T3TM5436-DRC-ST | REV. - | DATE 10/10/2024 | SERIAL # |
|------------------------------|------------------------|-----------------|---------------------------|-----------|--------------------|----------|

- NOTES:
- (M)- FAN MOTOR LOCATION
 - HEAVIEST SECTION IS UPPER SECTION
 - MPT DENOTES MALE PIPE THREAD
FPT DENOTES FEMALE PIPE THREAD
BFW DENOTES BEVELED FOR WELDING
 - +UNIT WEIGHT DOES NOT INCLUDE ACCESSORIES (SEE ACCESSORY DRAWINGS)
 - MAKE-UP WATER PRESSURE
20 psi MIN [137 kPa], 50 psi MAX [344 kPa]

**FACE 2
PLAN VIEW**



FACE 2



FACE 1

| | | | |
|---|--|---|-------------------------------|
| SHIPPING WEIGHT 30540 lbs+ [13853] kg+ | OPERATING WEIGHT 55760 lbs+ [25292] kg+ | HEAVIEST SECTION WEIGHT 6850 lbs+ [3107] kg+ | NO. OF SHIPPING SECTIONS 6 |
|---|--|---|-------------------------------|