

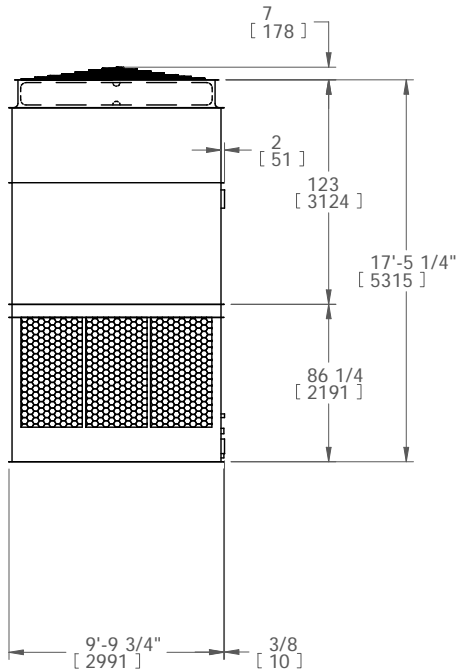
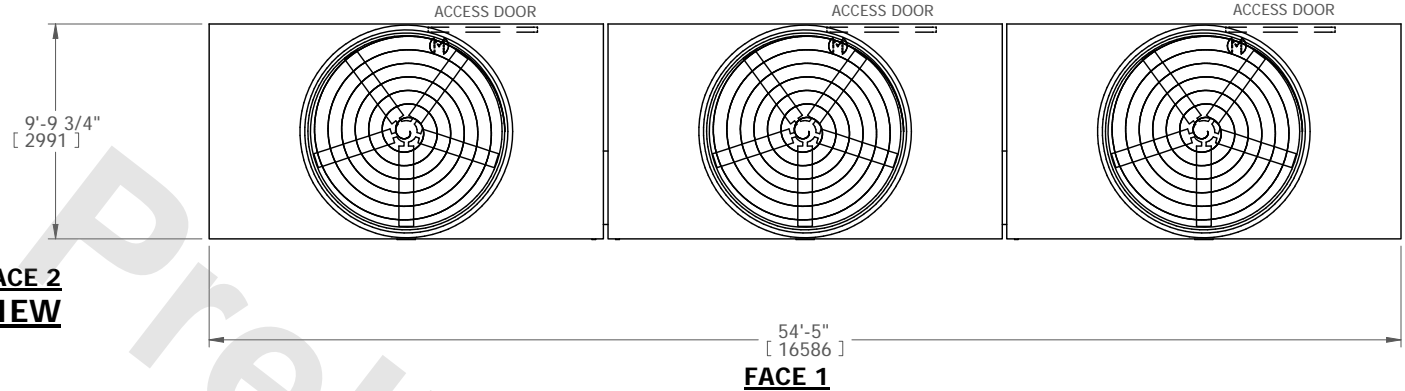
# EVAPCO, INC.



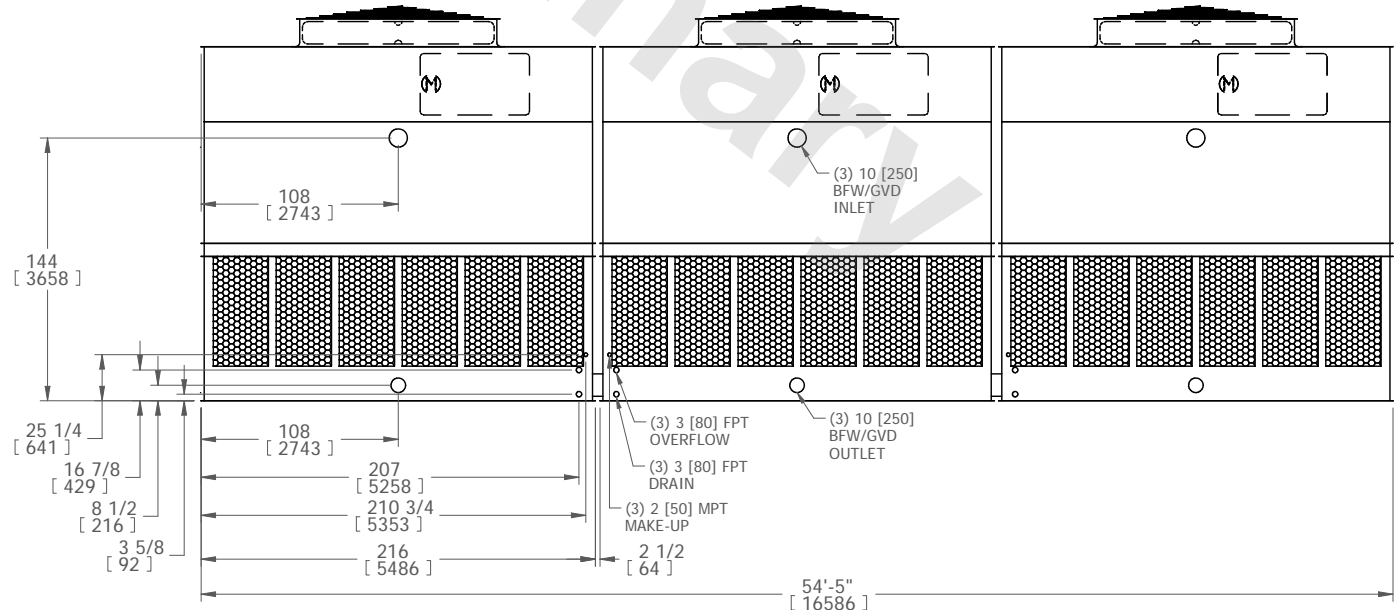
UNIT <b>COOLING TOWER</b>	MODEL # <b>AT 310-4M54</b>	SCALE <b>N.T.S.</b>	DWG. # <b>T3TM5448-DRC-ST</b>	REV. <b>-</b>	DATE <b>10/9/2024</b>	SERIAL #
------------------------------	-------------------------------	------------------------	----------------------------------	------------------	--------------------------	----------

- NOTES:
- (M)- FAN MOTOR LOCATION
  - HEAVIEST SECTION IS UPPER SECTION
  - MPT DENOTES MALE PIPE THREAD  
FPT DENOTES FEMALE PIPE THREAD  
BFW DENOTES BEVELED FOR WELDING
  - +UNIT WEIGHT DOES NOT INCLUDE ACCESSORIES (SEE ACCESSORY DRAWINGS)
  - MAKE-UP WATER PRESSURE  
20 psi MIN [137 kPa], 50 psi MAX [344 kPa]

**FACE 2  
PLAN VIEW**



**FACE 2**



**FACE 1**

SHIPPING WEIGHT <b>32430 lbs+ [14710] kg+</b>	OPERATING WEIGHT <b>57650 lbs+ [26150] kg+</b>	HEAVIEST SECTION WEIGHT <b>7480 lbs+ [3393] kg+</b>	NO. OF SHIPPING SECTIONS <b>6</b>
--	---	--	--------------------------------------