

EVAPCO, INC.

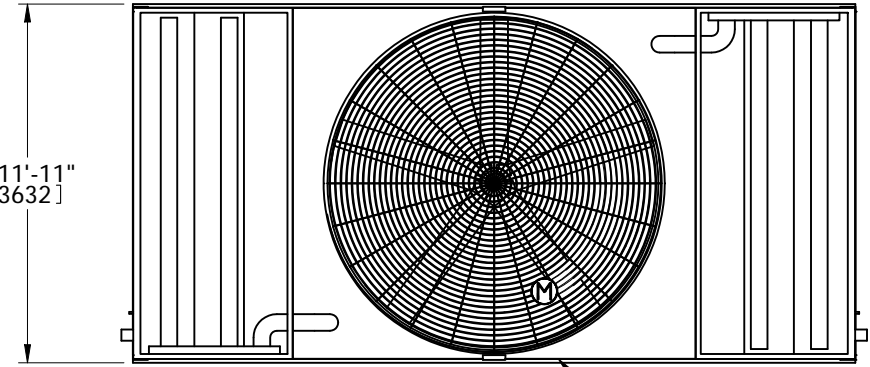


UNIT EVAPORATIVE CONDENSER	MODEL # PHC-D645	SCALE	DWG. # HCD122410-DRC-ST	REV. -	DATE 11/1/2024	SERIAL #
--------------------------------------	---------------------	-------	----------------------------	-----------	-------------------	----------

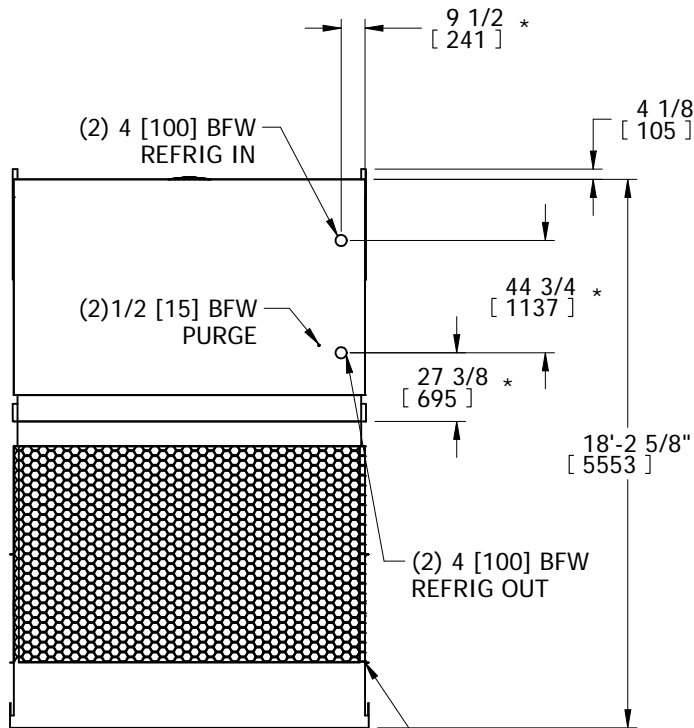
NOTES:

- (M)- FAN MOTOR LOCATION
- HEAVIEST SECTION IS UPPER SECTION
- MPT DENOTES MALE PIPE THREAD
FPT DENOTES FEMALE PIPE THREAD
BFW DENOTES BEVELED FOR WELDING
GVD DENOTES GROOVED
- +UNIT WEIGHT DOES NOT INCLUDE ACCESSORIES (SEE ACCESSORY DRAWINGS)
- MAKE-UP WATER PRESSURE
20 psi MIN [137 kPa], 50 psi MAX [344 kPa]
- 3/4" DIA. MOUNTING HOLES. REFER TO RECOMMENDED STEEL SUPPORT DRAWING.
- *- APPROXIMATE DIMENSIONS DO NOT USE FOR PRE-FABRICATION OF CONNECTION PIPING.
- DIMENSIONS LISTED AS FOLLOWS: ENGLISH IN [METRIC] [mm]

FACE 2
PLAN VIEW

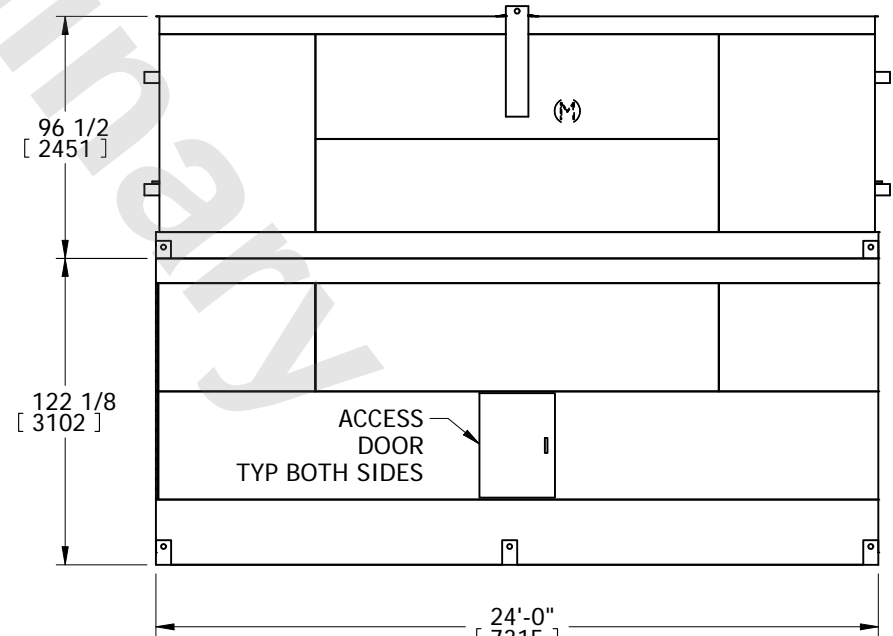


FACE 1
INTERIOR PAN CONNECTIONS THIS SIDE



FACE 2

INTERIOR PAN CONNECTIONS THIS SIDE



FACE 1

SHIPPING WEIGHT 28360 lbs+ [12865] kg+	OPERATING WEIGHT 43390 lbs+ [19685] kg+	HEAVIEST SECTION WEIGHT 18610 lbs+ [8445] kg+	NO. OF SHIPPING SECTIONS 2	DRAWN BY: TLS
---	--	--	-------------------------------	------------------