

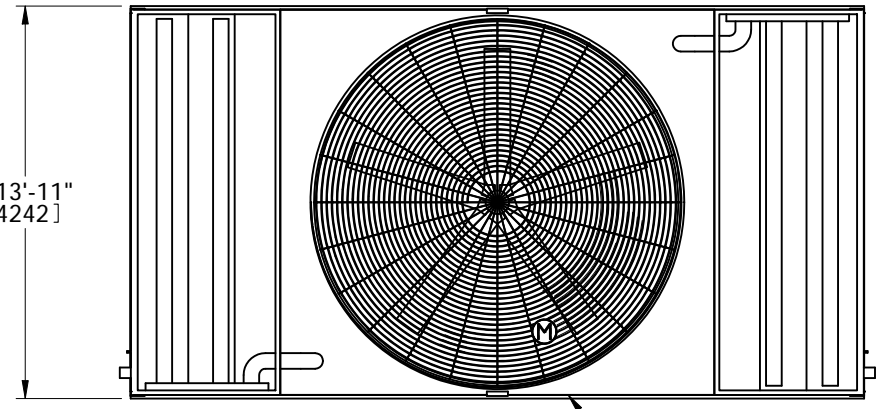
EVAPCO, INC.



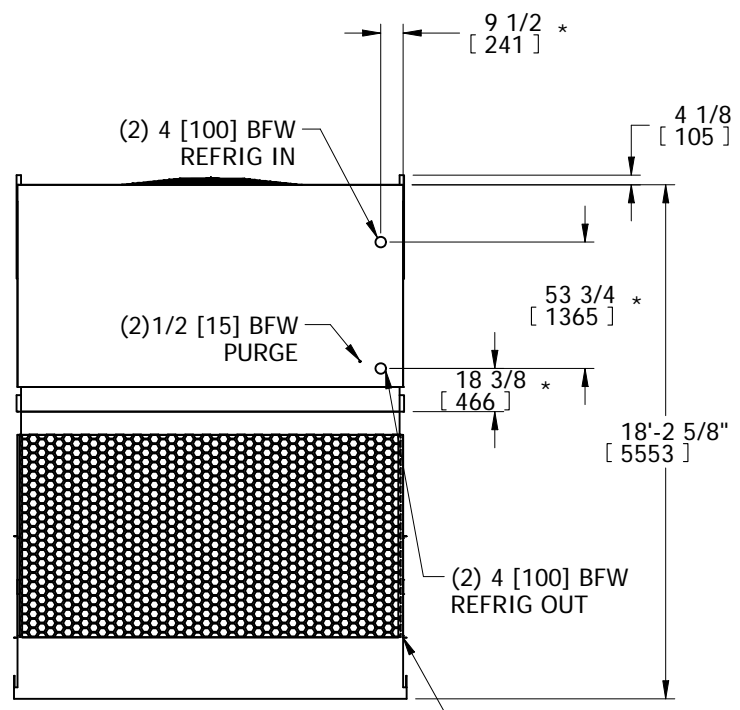
UNIT EVAPORATIVE CONDENSER	MODEL # PHC-D905	SCALE	DWG. # HCD142612-DRC-ST	REV. -	DATE 11/1/2024	SERIAL #
--------------------------------------	---------------------	-------	----------------------------	-----------	-------------------	----------

- NOTES:
- (M)- FAN MOTOR LOCATION
 - HEAVIEST SECTION IS UPPER SECTION
 - MPT DENOTES MALE PIPE THREAD
FPT DENOTES FEMALE PIPE THREAD
BFW DENOTES BEVELED FOR WELDING
GVD DENOTES GROOVED
 - +UNIT WEIGHT DOES NOT INCLUDE ACCESSORIES (SEE ACCESSORY DRAWINGS)
 - MAKE-UP WATER PRESSURE
20 psi MIN [137 kPa], 50 psi MAX [344 kPa]
 - 3/4" DIA. MOUNTING HOLES. REFER TO RECOMMENDED STEEL SUPPORT DRAWING.
 - *- APPROXIMATE DIMENSIONS DO NOT USE FOR PRE-FABRICATION OF CONNECTION PIPING.
 - DIMENSIONS LISTED AS FOLLOWS: ENGLISH IN [METRIC] [mm]

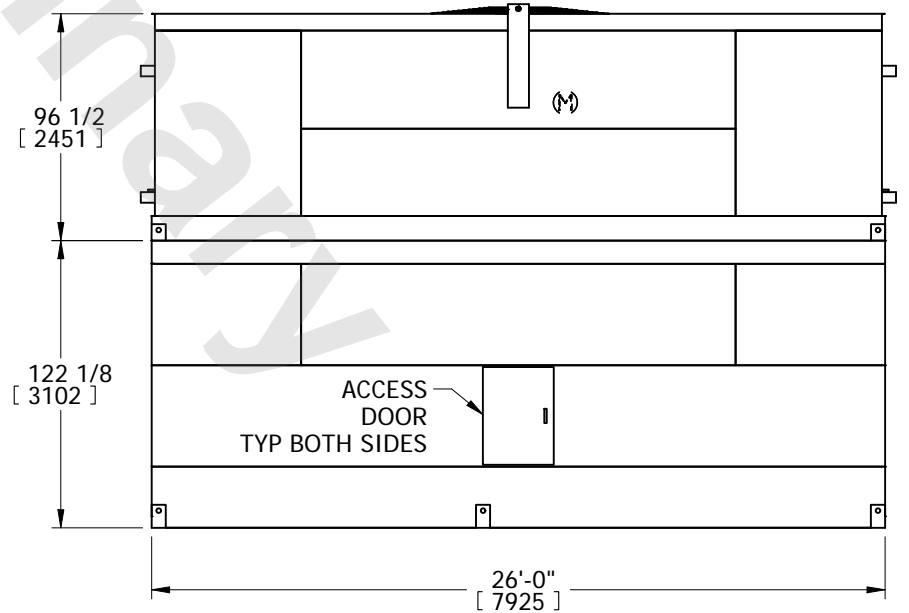
FACE 2
PLAN VIEW



FACE 1
INTERIOR PAN CONNECTIONS THIS SIDE



FACE 2
INTERIOR PAN CONNECTIONS THIS SIDE



FACE 1

SHIPPING WEIGHT 35880 lbs+ [16275] kg+	OPERATING WEIGHT 56560 lbs+ [25660] kg+	HEAVIEST SECTION WEIGHT 24380 lbs+ [11060] kg+	NO. OF SHIPPING SECTIONS 2	DRAWN BY: TLS
---	--	---	-------------------------------	------------------