

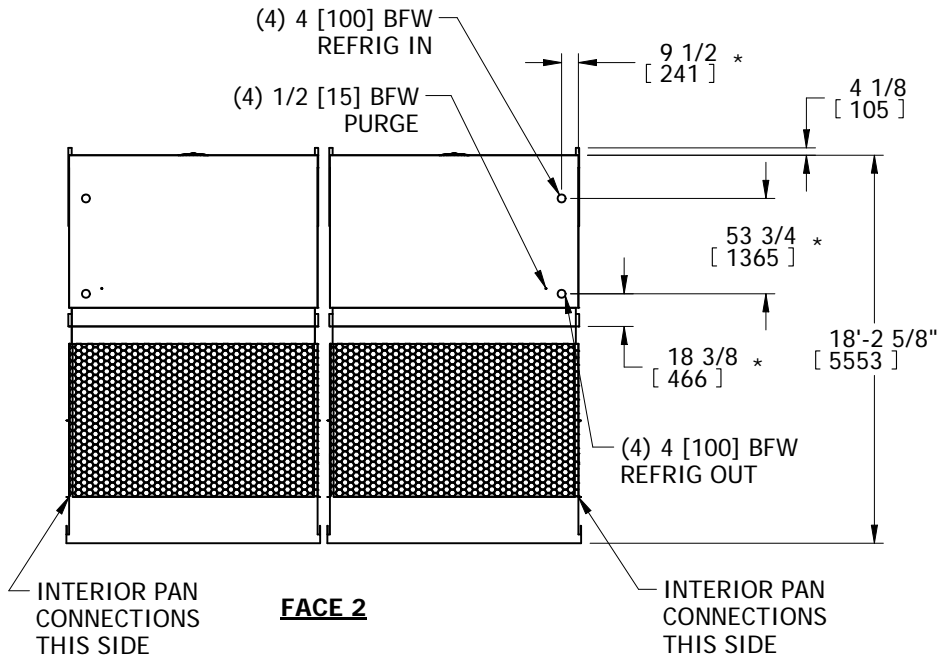
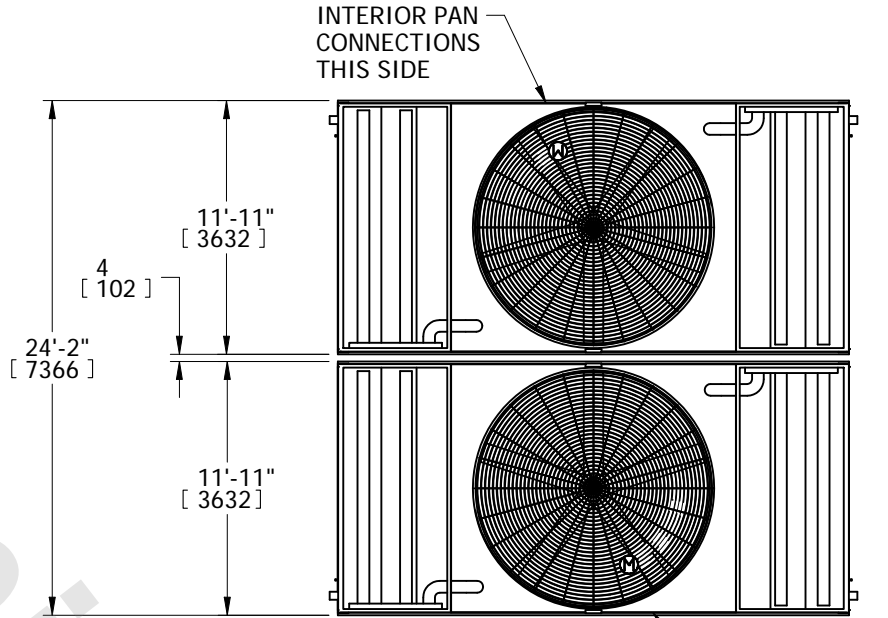
# EVAPCO, INC.



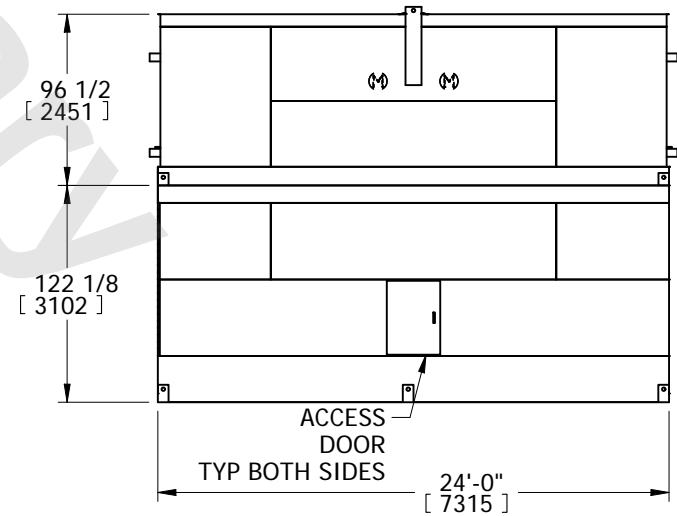
UNIT <b>EVAPORATIVE CONDENSER</b>	MODEL # PHC-D1647	SCALE	DWG. # HCD242412-DRC-ST	REV. -	DATE 11/1/2024	SERIAL #
--------------------------------------	----------------------	-------	----------------------------	-----------	-------------------	----------

- NOTES:
- (M)- FAN MOTOR LOCATION
  - HEAVIEST SECTION IS UPPER SECTION
  - MPT DENOTES MALE PIPE THREAD  
FPT DENOTES FEMALE PIPE THREAD  
BFW DENOTES BEVELED FOR WELDING  
GVD DENOTES GROOVED
  - +UNIT WEIGHT DOES NOT INCLUDE ACCESSORIES (SEE ACCESSORY DRAWINGS)
  - MAKE-UP WATER PRESSURE  
20 psi MIN [137 kPa], 50 psi MAX [344 kPa]
  - 3/4" DIA. MOUNTING HOLES. REFER TO RECOMMENDED STEEL SUPPORT DRAWING.
  - \*- APPROXIMATE DIMENSIONS DO NOT USE FOR PRE-FABRICATION OF CONNECTION PIPING.
  - DIMENSIONS LISTED AS FOLLOWS: ENGLISH IN [METRIC] [mm]

**FACE 2  
PLAN VIEW**



**FACE 1**  
INTERIOR PAN CONNECTIONS THIS SIDE



**FACE 1**

SHIPPING WEIGHT 63980 lbs+ [29025] kg+	OPERATING WEIGHT 94640 lbs+ [42930] kg+	HEAVIEST SECTION WEIGHT 22240 lbs+ [10090] kg+	NO. OF SHIPPING SECTIONS 4	DRAWN BY: TLS
---	--	---	-------------------------------	------------------