

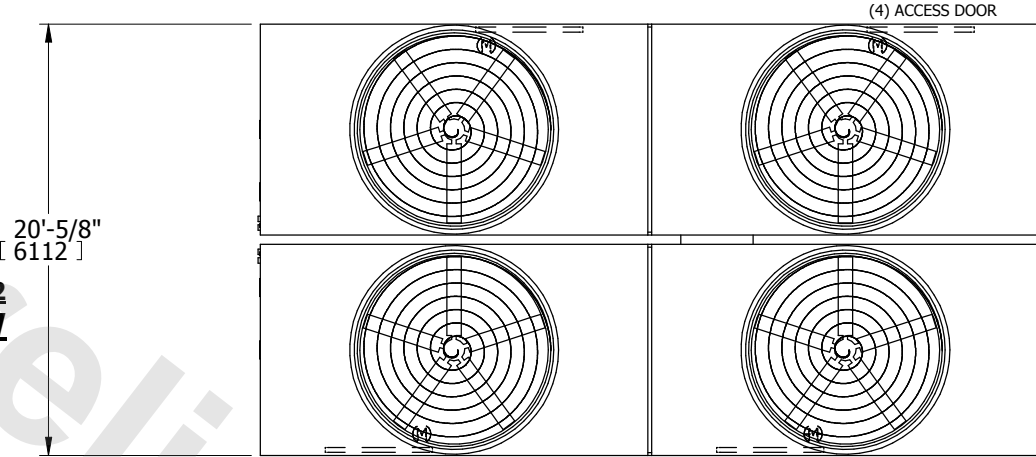
EVAPCO, INC.



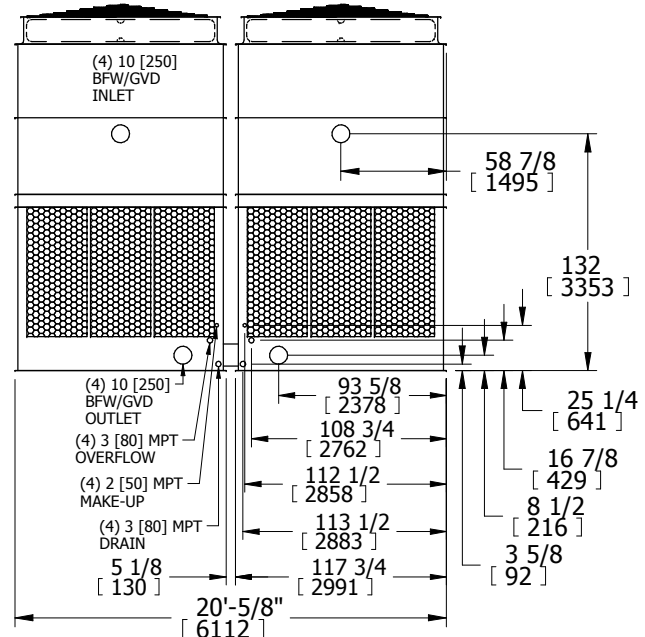
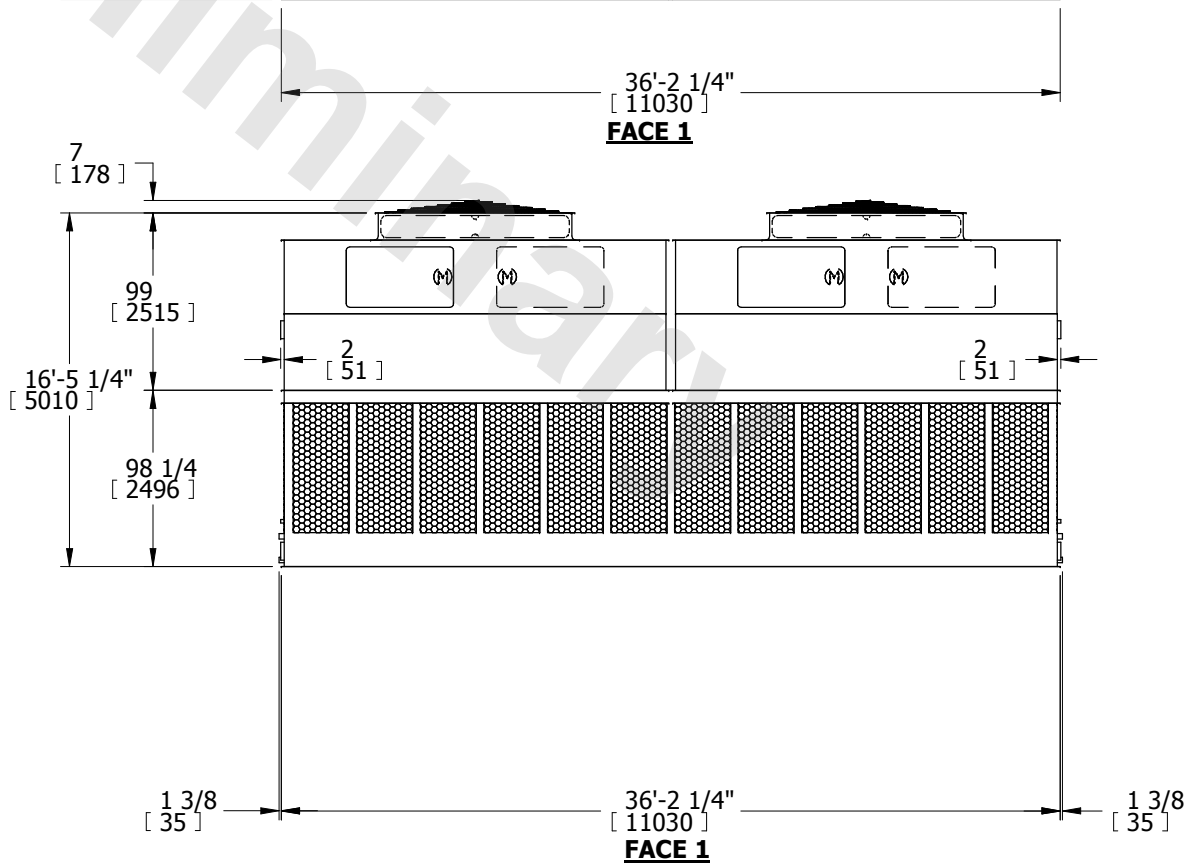
UNIT	COOLING TOWER	MODEL #	AT 420-2M36	SCALE	N.T.S.	DWG. #	T36M3624-DRE-ST	REV.	-	DATE	10/2/2024	SERIAL #	
------	----------------------	---------	-------------	-------	--------	--------	-----------------	------	---	------	-----------	----------	--

- NOTES:
- (M)- FAN MOTOR LOCATION
 - HEAVIEST SECTION IS UPPER SECTION
 - MPT DENOTES MALE PIPE THREAD
FPT DENOTES FEMALE PIPE THREAD
BFW DENOTES BEVELED FOR WELDING
 - +UNIT WEIGHT DOES NOT INCLUDE ACCESSORIES (SEE ACCESSORY DRAWINGS)
 - MAKE-UP WATER PRESSURE
20 psi MIN [137 kPa], 50 psi MAX [344 kPa]

**FACE 2
PLAN VIEW**



FACE 1



FACE 2

SHIPPING WEIGHT	36380 lbs+ [16502] kg+	OPERATING WEIGHT	70340 lbs+ [31906] kg+	HEAVIEST SECTION WEIGHT	6370 lbs+ [2889] kg+	NO. OF SHIPPING SECTIONS	6
-----------------	------------------------	------------------	------------------------	-------------------------	----------------------	--------------------------	---