



HVAC PRODUCTS



Features & Applications Guide



Employee owned since 1976

EVAPCO for LIFE

EVAPCO is more than a name. We are the global innovator in heat transfer solutions for the commercial HVAC, industrial refrigeration, power and industrial process markets. We pledge to make everyday life easier, more comfortable, more reliable and more sustainable for people everywhere.

OUR COMMITMENT

We never stop innovating. We set out to find groundbreaking solutions that transform the way the world works for the better. We also guarantee performance and put every solution through rigorous research and testing to ensure maximum efficiency and reliability.

PROTECTING THE ENVIRONMENT

Innovation and environmental sustainability go hand-in-hand at EVAPCO. Our industrial heat transfer equipment not only conserves natural resources and helps reduce noise pollution, but also features recycled steel content in construction. From sound reduction to water conservation to chemical elimination, we are developing new technologies that deliver ultimate operating advantages to our clients while protecting the planet for every generation to come.





FULL SPECTRUM GLOBAL SOLUTIONS



EVAPCO provides a full spectrum of global product solutions for the Commercial HVAC, Process Cooling, Industrial Refrigeration and Power Generation markets.

From the smallest factory assembled cooling tower to the largest field erected air-cooled steam condenser, we offer heat transfer products designed to meet the water and energy requirements for any project. We are committed to providing solutions that are energy efficient and conserve water.

Our latest heat transfer solutions are the eco-Air™ Series Dry Coolers, eco-Air Series Air Cooled Condensers, and eco-Air Series Adiabatic Coolers and Condensers. The eco-Air Series completes our successful eco-family of closed circuit coolers and condensers with water-saving dry and hybrid technology.

As an industry leader in independent, third-party performance certifications, our fully-rated products enable you to operate your cooling systems efficiently and with complete peace of mind.

The eco-Air Series of dry and adiabatic coolers offers unparalleled flexibility in a wide range of capacities, footprints, motor types, and control options.



EC Motor Option



NEMA Motor Option



EC Motor Option



NEMA Motor Option

EAWWA V Coil Adiabatic Models

EAVWD V Coil Dry Models



EC Motor Option


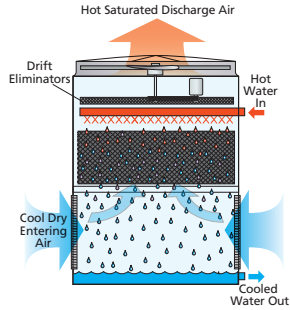

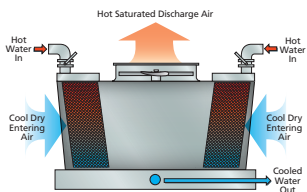

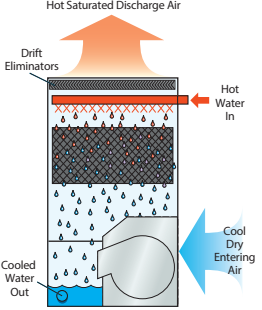

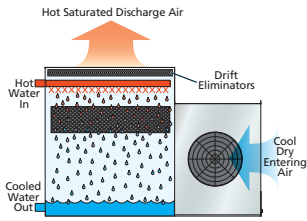



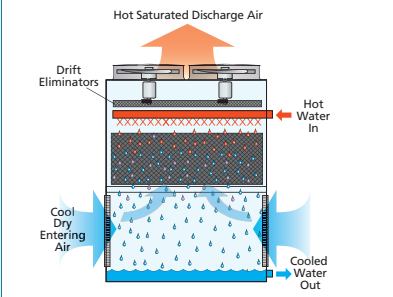

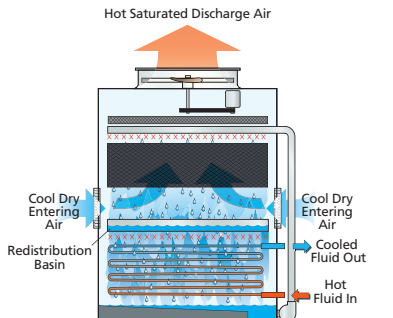

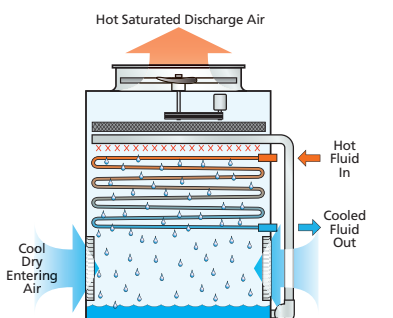

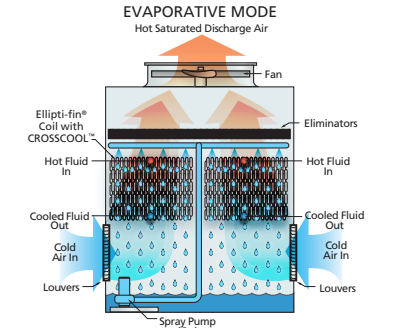

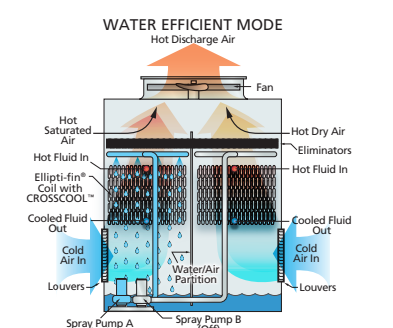
NEMA Motor Option


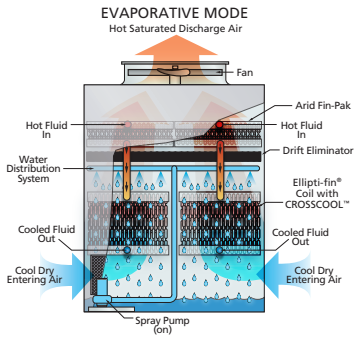

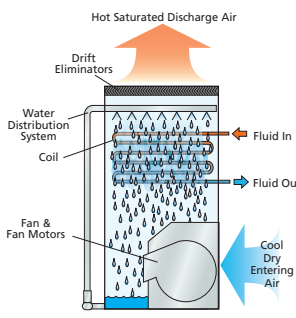

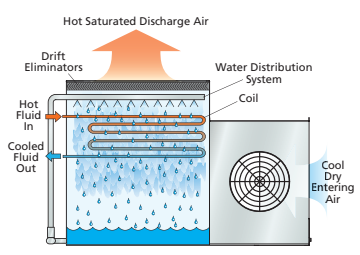

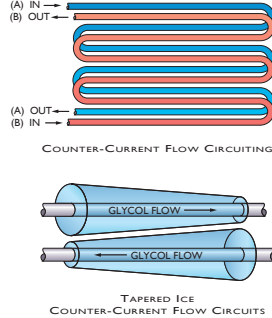
EAFWD Flat Coil Dry Models

Features and Applications at a Glance


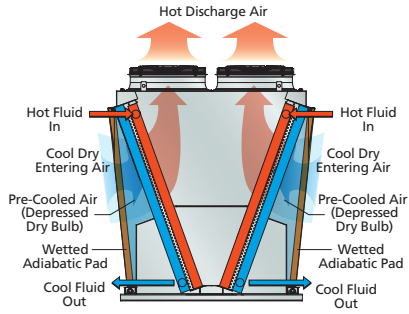

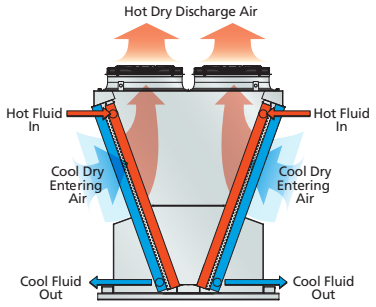

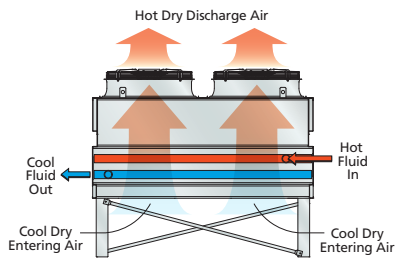
EVAPCO offers an extensive selection of open cooling towers and closed circuit coolers for all types of applications. Use the chart below to help you find the right EVAPCO unit for your next project.

Induced-Draft Cooling Towers	Applications	Features	Principle of Operation
<p>AT/UT/USS</p> 	<p>AT: A compact, low-horsepower induced-draft, axial fan solution for all outdoor applications.</p> <p>UT: All of the benefits of the AT plus EVAPCO's super-low-sound fan for sound sensitive applications.</p> <p>USS: Suitable for high corrosion areas subject to saltspray and other corrosive chemicals. Available in Type 304 or Type 316 stainless steel.</p>	<ul style="list-style-type: none"> • 33 to 5,141 nominal tons. • Efficiently designed using counter-flow operation. • The UT utilizes Evapco's state-of-the-art super low sound fan for the lowest sound levels. • The USS is an all-stainless steel unit for superior corrosion resistance. • CTI certified, IBC compliant, ASHRAE 90.1 compliant. 	
<p>AXS</p> 	<p>Low energy consumption, induced-draft axial fan solution for all outdoor applications.</p> <p>Available tonnages are ideal for multiple cell projects with footprint restrictions.</p>	<ul style="list-style-type: none"> • 312 to 1,357 nominal tons. • 12' wide or 14' wide boxes, in single and double-stack configurations. • Integral inlet louvers, block fill and drift eliminators. • Available low-sound solutions including super-low-sound fan. • Bottom-supported bonded block fill. • CTI certified, IBC compliant, ASHRAE 90.1 compliant. 	
Forced-Draft Cooling Towers	Applications	Features	Principle of Operation
<p>LSTE</p> 	<p>Low-sound, centrifugal fan, forced draft unit suitable for both indoor and outdoor applications.</p> <p>Especially suited for indoor and ducted layouts. This classic design is also ideal for exact replacement projects.</p>	<ul style="list-style-type: none"> • 33 to 1,349 nominal tons. • Optional sound attenuation can reduce sound levels even further. • CTI certified, IBC compliant, ASHRAE 90.1 compliant. 	
<p>LPT</p> 	<p>Low-profile, low-sound, centrifugal fan, forced-draft unit suitable for both indoor and outdoor applications.</p> <p>Minimal height design allows for placement in height restricted areas. Provides a compact and versatile option for tight layouts.</p>	<ul style="list-style-type: none"> • 27 to 333 nominal tons. • 304 stainless steel cold water basin is standard. • Compact design allows for units to be shipped and rigged in one piece. • CTI certified, IBC compliant, ASHRAE 90.1 compliant. 	

Net-Zero Cooling Towers	Applications	Features	Principle of Operation
<p>SUN</p> 	<p>An energy-efficient, induced-draft, axial fan unit using solar panel technology with the capability of net zero annual fan energy consumption.</p>	<ul style="list-style-type: none"> • 241 and 383 nominal tons. • Efficiently designed using counterflow technology. • EC low-sound direct drive fan motors. • Polycrystalline solar cell technology. • Provided with a control panel for solar panel integration. • CTI certified, IBC compliant, ASHRAE 90.1 compliant. 	 <p>Hot Saturated Discharge Air</p> <p>Drift Eliminators</p> <p>Hot Water In</p> <p>Cool Dry Entering Air</p> <p>Cooled Water Out</p>
<p>Induced-Draft Closed Circuit Coolers</p>	<p>Applications</p>	<p>Features</p>	<p>Principle of Operation</p>
<p>ESWA/B</p> 	<p>A low-horsepower, induced-draft, axial fan solution for all outdoor applications.</p> <p>Innovative design combining both fill and a closed circuit coil makes this unit ideal for wet cooling applications where thermal and energy efficiency is the utmost concern.</p>	<ul style="list-style-type: none"> • CROSSCOOL™ internally enhanced Sensi-Coil® technology provides increased surface area for additional heat transfer capability. • The coil is out of the air stream for reduced scaling potential, and winter heat loss. • CTI certified, IBC compliant, ASHRAE 90.1 compliant. 	 <p>Hot Saturated Discharge Air</p> <p>Cool Dry Entering Air</p> <p>Redistribution Basin</p> <p>Cooled Fluid Out</p> <p>Hot Fluid In</p>
<p>ATWB</p> 	<p>The original induced-draft, axial fan solution available for a broad range of outdoor cooling capacities.</p> <p>This unit is available in a wide selection of box sizes making it ideal for almost any layout including centrifugal unit replacement projects.</p>	<ul style="list-style-type: none"> • CROSSCOOL™ internally enhanced coil technology provides increased surface area for additional heat transfer capability. • Available with optional super-low-sound fan and stainless steel construction. • CTI certified, IBC compliant, ASHRAE 90.1 compliant. 	 <p>Hot Saturated Discharge Air</p> <p>Cool Dry Entering Air</p> <p>Cooled Fluid Out</p> <p>Hot Fluid In</p>
<p>eco-ATWB</p> 	<p>The groundbreaking induced-draft, axial fan solution for all outdoor applications where energy and/or water savings is a primary concern.</p> <p>Perfect for tight layouts and projects focused on energy efficiency.</p>	<ul style="list-style-type: none"> • Extended surface Ellipti-fin® coil with CROSSCOOL™ internal enhancement provides the option to operate wet or dry. • Available with Sage Water and Energy Conservation Control system. • CTI certified, IBC compliant, ASHRAE 90.1 compliant. 	 <p>EVAPORATIVE MODE</p> <p>Hot Saturated Discharge Air</p> <p>Fan</p> <p>Eliminators</p> <p>Hot Fluid In</p> <p>Cooled Fluid Out</p> <p>Cold Air In</p> <p>Louvers</p> <p>Spray Pump (On)</p>
<p>eco-ATWB-E</p> 	<p>The groundbreaking induced-draft, axial fan solution for all outdoor applications where energy and/or water savings is a primary concern.</p> <p>The design allows for three modes of operation: 100% wet, 100% dry, or a hybrid wet/dry mode for increased dry performance and water efficiency.</p>	<ul style="list-style-type: none"> • Extended surface Ellipti-fin® coil with CROSSCOOL™ internal enhancement provides the option to operate wet or dry. • Available with Sage Water and Energy Conservation Control system. • CTI certified, IBC compliant, ASHRAE 90.1 compliant. 	 <p>WATER EFFICIENT MODE</p> <p>Hot Discharge Air</p> <p>Fan</p> <p>Eliminators</p> <p>Hot Dry Air</p> <p>Hot Fluid In</p> <p>Cooled Fluid Out</p> <p>Cold Air In</p> <p>Louvers</p> <p>Spray Pump A (On)</p> <p>Spray Pump B (Off)</p> <p>Water/Air Partition</p>

Induced-Draft Closed Circuit Coolers	Applications	Features	Principle of Operation
<p>eco-ATWB-H</p> 	<p>An induced-draft, axial fan solution for all outdoor applications to maximize water savings.</p> <p>The design uses an Arid-fin Pak™ coil to conserve water even when running in evaporative mode.</p>	<ul style="list-style-type: none"> Arid-fin Pak™ dry cooling coil maximizes sensible heat transfer. Extended surface Ellipti-fin® coil with CROSSCOOL™ internal enhancement provides enhanced wet and dry operation. Sage Water and Energy Conservation Control System is standard with every unit. CTI certified, IBC compliant, ASHRAE 90.1 compliant. 	
Forced-Draft Closed Circuit Coolers	Applications	Features	Principle of Operation
<p>LSWE</p> 	<p>Low-sound, centrifugal fan, forced-draft unit suitable for both indoor and outdoor applications.</p> <p>Especially suited for indoor and ducted layouts. This classic design is also ideal for exact replacement projects.</p>	<ul style="list-style-type: none"> CROSSCOOL™ internally enhanced coil technology provides increased surface area for additional heat transfer capability. Optional sound attenuation can reduce sound levels even further. CTI certified, FM approved, IBC compliant, ASHRAE 90.1 compliant. 	
<p>LRWB</p> 	<p>Low-profile, low-sound, centrifugal fan, forced-draft unit suitable for both indoor and outdoor applications.</p> <p>Minimal height design allows for placement in height restricted areas. Provides a compact and versatile option for tight layouts.</p>	<ul style="list-style-type: none"> CROSSCOOL™ internally enhanced coil technology provides increased surface area for additional heat transfer capability. Standard with 304 stainless steel cold water basin. Compact design allows for units to be shipped from the factory and rigged in one piece. CTI certified, IBC compliant, ASHRAE 90.1 compliant. 	
Thermal Ice Storage	Applications	Features	Principle of Operation
<p>Ice Coil</p> 	<p>Designed for large thermal storage systems.</p> <p>Available for full and partial storage.</p> <p>Operation in conjunction with chiller or refrigeration system.</p>	<ul style="list-style-type: none"> EXTRA-PAK Coil. Internal and external melt systems. Heavy wall elliptical tube circuit. Available Ellipti-fin® ice coil. 	

* Nominal tons based on 3 gpm/ton @ 95/85/78

eco-Air Series	Applications	Features	Principle of Operation
<p>eco-Air Adiabatic Series</p> 	<p>An adiabatic, induced draft cooler, that minimizes water usage while providing maximum heat rejection for any outdoor applications.</p> <p>A pre-cooling system is used to increase the capacity for high dry bulb and high temperature applications.</p> <p>Available in NEMA or EC motors.</p>	<ul style="list-style-type: none"> • 18 to 318 nominal tons • Adiabatic pre-cooling system pre-cools the entering air for increased energy savings and capacity while minimizing water usage. • 304 stainless steel coils and stainless construction as standard for increased corrosion resistance and longevity. • 100% fully rated guarantee • IBC Compliant • Shake table tested for 1.5 importance factor installations 	 <p>The diagram shows a cross-section of the unit with two fans at the top. Hot fluid enters from the sides and flows down through coils. Air enters from the sides, passes through a wetted adiabatic pad, then through the coils, and is discharged from the top. Labels include: Hot Discharge Air, Hot Fluid In, Cool Dry Entering Air, Pre-Cooled Air (Depressed Dry Bulb), Wetted Adiabatic Pad, and Cool Fluid Out.</p>
<p>eco-Air V Series</p> 	<p>A dry induced draft cooler with no water usage, providing maximum surface area per footprint.</p> <p>The innovative design provides optimal cooling while cutting the high costs of water and water treatment.</p> <p>Available with NEMA or EC motors.</p>	<ul style="list-style-type: none"> • 18 to 318 nominal tons • Runs 100% dry – No water treatment • 304 stainless steel coils and stainless construction as standard for increased corrosion resistance and longevity. • 100% fully rated guarantee • IBC Compliant • Shake table tested for 1.5 importance factor installations 	 <p>The diagram shows a cross-section of the unit with two fans at the top. Hot fluid enters from the sides and flows down through coils. Air enters from the sides and is discharged from the top. Labels include: Hot Dry Discharge Air, Hot Fluid In, Cool Dry Entering Air, and Cool Fluid Out.</p>
<p>eco-Air Flat Series</p> 	<p>Low profile, flat, induced draft unit with bottom airflow clearance is great for any elevated outdoor application.</p> <p>Available with NEMA or EC motors.</p>	<ul style="list-style-type: none"> • 19 to 212 nominal tons • Runs 100% dry – No water treatment • 304 stainless steel coils and stainless construction as standard for increased corrosion resistance and longevity. • 100% fully rated guarantee • Low profile design for easy rigging • IBC Compliant • Shake table tested for 1.5 importance factor installations 	 <p>The diagram shows a cross-section of the unit with two fans at the top. Hot fluid enters from the right and flows through coils. Air enters from the bottom, passes through the coils, and is discharged from the top. Labels include: Hot Dry Discharge Air, Hot Fluid In, Cool Dry Entering Air, and Cool Fluid Out.</p>

eco-Air Design Features

Advanced Motor Technology


EC

The latest development in energy efficient fans is here, the EC fans. The EC motors have zero maintenance, redundancy, and built-in integral speed control.



NEMA

The premium direct drive motors are designed for severe duty and maximum efficiency. The NEMA motors are VFD ready and have sealed bearings for zero maintenance.



Coil

The 304L stainless steel coils come standard on all eco-Air units for increased corrosive resistance and longevity.




Fins

Multiple fin thicknesses are available to accommodate a range of industrial applications. The fins have widths of both 0.01" and 0.0005" and fin spacing from 6" to 12".



Epoxy Coated Fins (optional)

Discover the increased corrosion resistant fin coating. Unlike most coatings the epoxy coating does not decrease the capacity.



Pre-Cooling System (optional)

The adiabatic pads are constructed of a sturdy impregnated cellulose. Wetted pads can be utilized to pre-cool the entering air for increased energy savings, greater capacity, and minimal water usage. The adiabatic pads are great for high dry bulb and high temperature applications by depressing the dry bulb.



Innovative Design Features

With EVAPCO, you get a partner you can count on to keep you at the cutting edge of your field. That's because we build innovation into every HVAC solution that we deliver to you. Here are just some of the game-changing features we've designed to make everyday life simpler for you and your clients.

EVAPAK® Counterflow Fill

Used inside all EVAPCO counterflow and forced draft cooling towers, as well as the ESWA/B, EVAPAK® Counterflow Fill is specially designed to induce a highly turbulent mix of air and water for superior heat transfer. Special drainage tips allow high water loadings without excessive pressure drops.

EVAPAK® Counterflow Fill is constructed of inert polyvinyl chloride (PVC), so it will not rot or decay. It can also withstand water temperatures of 130° F/55° C. (An option for higher water temperatures is also available. Consult your EVAPCO representative to learn more.)



The bottom support of the fill section, combined with the unique way in which EVAPAK® Counterflow Fill's cross-fluted sheets are bonded together, greatly enhances the fill's structural integrity, making it usable as a working platform.

EVAPAK® is also self-extinguishing with a flame spread rating of 5 per ASTM-E84-81a.

EVAPAK® Crossflow Fill

The AXS features bonded block fill with both integral louvers and drift eliminators. The EVAPAK® Crossflow Fill design prevents any air from bypassing the water leading to a decrease in capacity. The fill is also bottom supported, preventing any sagging and allowing for easier routine basin maintenance.



Optional Fill Types

EVAPCO also offers alternate fills as an option on most cooling towers for special applications. Consult your EVAPCO representative for further details.

Titan-Pak stainless steel fill is designed for corrosive and high temperature applications. It is constructed completely of stainless steel and is fire retardant. If properly maintained, this stainless steel fill will last the life of the cooling tower.

Wide-Pak cross-fluted fill is often used in dirty water applications. It has a lower surface area than EVAPAK® fill, therefore towers need to be sized appropriately to account for the change in available capacity.

VERTICLEAN® vertical-fluted fill is often used in dirty water applications and can handle oil or greases in the system up to 5 ppm. VERTICLEAN® fill has a lower surface area than the Wide-Pak fill, therefore towers need to be sized appropriately to account for the change in available capacity.

How Our Coils are Made

EVAPCO's coils are manufactured under the most stringent quality control procedures. It all starts with our circuits, which are made of high quality steel tubing formed into a continuous serpentine circuit. Each circuit is then inspected and tested before being welded into a framed coil assembly. Once assembled, the entire coil is pneumatically tested under water at 400 psig to ensure its integrity, then hot-dip galvanized for industrial strength corrosion protection.

Sensi-Coil® Technology (US Patent #7,296,620)


Available on the EVAPCO ESWB closed circuit cooler, Sensi-Coil's® unique coil arrangement packs the maximum number of Thermal-Pak® elliptical tubes together to deliver over 20% more additional coil surface area.



Ellipti-fin® Technology (Patent Pending)

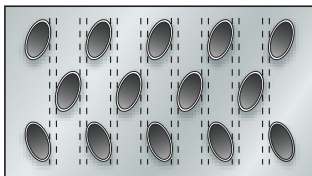
Featuring Elliptical Spiral Fin Coil Technology

Discover the industry's most efficient closed circuit cooling coil ever. Unlike coils made with typical finned round tubes, Ellipti-fin® is made with our patented Thermal-Pak®, a finned elliptical tube design that lowers airflow resistance to increase your evaporative and dry cooling capacity and boost your energy and water savings.




Thermal-Pak® Cooling Coil

All EVAPCO closed circuit coolers utilize our patented Thermal-Pak® coil design which assures greater operating efficiency. The elliptical tube design allows for closer tube spacing, resulting in greater surface area per plan area than round-tube coil designs. In addition, the Thermal-Pak® design has lower resistance to airflow and also permits greater water loading, making it the most effective design available.



Thermal-Pak® Coil
by EVAPCO




Traditional Round
Tube Coil

ARID-fin Pak™ Dry Cooling Coil



Installed inside the discharge airstream of the eco-ATWB-H is EVAPCO's breakthrough ARID-fin™ Pak dry cooling coil. Piped in series with the units evaporative cooling coil to deliver latent and sensible cooling simultaneously allowing for higher dry bulb switchover temperatures and maximum water savings.

The ARID-fin™ Pak coil is constructed of 304L stainless steel tubes with aluminum/manganese alloy fins separated by fully drawn collars to maintain consistent fin spacing and continuous surface contact over the entire tube for superior heat transfer and protection.



CROSSCOOL™ Internal Tube Enhancement Technology

Designed to make EVAPCO's closed-circuit coolers even more efficient, this groundbreaking technology rifles the interior of your cooler's full footprint coil to deliver more heat transfer per plan-area.



TITAN COIL

Manufactured from 304L stainless steel, the optional TITAN COIL is available in both the Thermal-Pak® and Sensi-Coil® designs. The TITAN COIL takes our patented elliptical tube design and upgrades it with additional durability, corrosion resistance and protection with five-year coil warranty.

Easy Maintenance Designs

Every EVAPCO solution is designed with worry-free maintenance in mind—starting with our smarter approach to cold water basins.

Pressurized Water Distribution System

EVAPCO's induced-draft cooling tower water distribution system is made of schedule 40 PVC pipe and EvapJet™ ABS plastic water diffusers for central corrosion protection. The piping is easily removable for cleaning. The water diffusers have a 1-inch diameter (25mm) opening and are practically impossible to clog. They also have an anti-sludge ring extending into the headers to prevent sediment from building up in the diffuser opening. In addition, the spray branches have threaded end caps to allow easy debris removal.



EvapJet™ Nozzle: The EvapJet's™ large orifice nozzles prevent clogging and are threaded for easy removal at a positive positioning. The large uniform spray pattern minimizes the amount of nozzles required for even greater flow ranges.



ZM®II Nozzle: Closed circuit coolers, which have a different spray pattern requirement than cooling towers, use the ZM®II nozzle. These nozzles are threaded into the PVC header pipe at the proper orientation and have a large orifice to prevent clogging.

Drive System Access

All EVAPCO cooling towers and closed circuit coolers come standard with premium efficient, inverter-ready fan motors that can be used with variable frequency drive (VFD) systems for precise capacity control.

The mechanical drive systems are easy to access and easy to maintain. Bearing lubrication and belt adjustment can be performed from outside the unit. All units with T.E.F.C. fan motors located outside of the unit are protected with a removable motor cover or fan screen. See figure 1.

T.E.A.O. motors located inside the fan casing are mounted on a swing-out motor mount on an adjustable base for easy removal. See figure 2.

Figure 1: TEFC motors




Figure 2: TEAO motor



Patented Efficient Drift Eliminators

(US Patent #6,315,804)

An extremely efficient drift eliminator system is standard on all EVAPCO cooling towers and closed circuit coolers. The system removes entrained water droplets from the air stream to limit the drift rate to less than 0.001% of the recirculating water rate in most instances.

With a low drift rate, EVAPCO units can be located in areas where minimum water carryover is critical, such as parking lots or building walls.

The drift eliminators are constructed of an inert polyvinyl chloride (PVC) plastic material which effectively eliminates corrosion of these vital components. They are assembled in sections to facilitate easy removal for inspection of the water distribution system.



Easy Maintenance Designs

Every EVAPCO solution is designed with worry-free maintenance in mind—starting with our smarter approach to cold water basins.

Basin Access


The cold water basin section on EVAPCO induced-draft units is easily accessible from ground level by simply loosening the two quick release fasteners on the inlet louver assemblies and lifting out the lightweight louver. The basin can be accessed from all four sides of the unit. This open basin design enables the unit to be easily cleaned.



Clean Pan Design

EVAPCO units feature a completely sloped basin from the upper to lower pan section. This “clean pan” design allows the water to be completely drained from the basin. The spray water will drain from the upper section to the depressed lower pan section where the dirt and debris can be easily flushed out through the drain. This design helps prevent buildup of sedimentary deposits and biological films, and minimizes standing water.

Note: On 4-foot-wide units, the pan is sloped without the step.




Louver Access Door

To aid in basin maintenance, many induced draft models can be equipped with an optional louver access door. This feature allows easy access to perform routine maintenance and inspection of the makeup assembly, strainer screen, and basin without removing an entire inlet louver. This feature is standard on models with 5-foot and taller louver sizes.



WST Air Inlet Louver (US Patent #7,929,196)


EVAPCO's water and sight tight (WST) louvers keep water in and sunlight out of induced-draft products. The unique non-planar design is made from lightweight framed PVC sections which have no loose hardware, enabling easy unit access. The louver's air channels are optimized to block all line-of-sight paths into the basin eliminating splash-out, even when the fans are off. And because all sunlight is blocked, algae growth is minimized.



Low-Sound Solutions


Super Low Sound Fan (Optional)

When you're tasked with achieving the lowest sound levels possible, there's only one choice: the EVAPCO super low sound fan, the quietest, most noise-efficient fan in the industry. Made of heavy-duty reinforced polyester, the ultra-wide chord blades have a forward swept design and rounded edges to minimize the sound caused by flow separation and vortex shedding. The end result is a sound pressure level 9 to 15 dB(A) lower than standard fans, depending on the specific unit selection and measurement location.



Forced-Draft Sound Attenuation (Optional)

EVAPCO's forced-draft coolers and towers feature a centrifugal fan design that operates at lower sound levels, making the units ideal for installations where noise is a concern. The fan's design can be customized with a variety of intake stages and discharge attenuation packages to greatly reduce sound levels even further for extremely noise sensitive applications.



Stainless Steel Options

All EVAPCO cooling towers and closed circuit coolers are constructed of G235 hot-dip galvanized steel as standard. A variety of stainless steel construction upgrade options are available in both 304 and 316 stainless steel, including stainless steel cold water basins and complete stainless steel units.



CTI Certified-Standard 201

Every EVAPCO cooling tower and closed circuit cooler is independently certified by the Cooling Technology Institute (CTI). This certification guarantees that the unit will meet rated capacities, eliminating the necessity for costly field performance tests.



Exclusive Five (5)-Year Motor & Drive Warranty

EVAPCO provides each unit with a 5-year motor and drive warranty which covers the fan(s), bearings, pulleys, shafts, belts, gear reducer(s), drive shaft(s), drive couplings, electric fan motor(s), and mechanical equipment supports on both belt and gear drive units.



International Building Code (IBC) Compliant Designs

EVAPCO has independently certified its units to withstand seismic and wind loads in ALL geographic locations and installations in accordance with IBC 2012.

Water Treatment Systems



Watch a short product video at smartshield.evapco.com.



Smart Shield® Solid Chemical Water Treatment System

Proven solid chemistry. A revolutionary feed system.

Together, these make Smart Shield®, the easiest and safest chemical water treatment system available today, featuring:

- A patented, controlled-release scale and corrosion inhibitor that is fed whenever your spray water pump is operating.
- A solid chemistry design that eliminates liquid chemical hazards—including spills—and the need for expensive feed pumps.
- 'Bag in Bag' no-touch chemical replenishments for easier, safer reloads.
- Reduced packaging, shipping, and handling for a lower carbon footprint than liquid chemical options.



Pulse~Pure® Non-Chemical Water Treatment System

Pulse~Pure® from EVAPCO uses pulsed electric field technology to treat your water without chemicals. It's the environmentally responsible solution that also packs a powerful water-treating punch:

- Emits short, high frequency bursts of low energy electromagnetic fields to recirculating water.
- Delivers a guaranteed maximum bacterial count of 10,000 CFU/ml in the cooling water.
- Controls scale, corrosion, and microbiological growth with absolutely no chemicals required.
- Compact design eliminates moving parts and ensures low energy consumption.

Learn more about Pulse~Pure® at evapco.com.





WORLDWIDE MANUFACTURING FACILITIES



- World Headquarters/ Research and Development Center
- EVAPCO Facilities

EVAPCO, Inc. — World Headquarters & Research/Development Center

P.O. Box 1300 • Westminster, MD 21158 USA
410-756-2600 p • marketing@evapco.com • evapco.com

North America

EVAPCO, Inc.
World Headquarters
P.O. Box 1300
Westminster, MD 21158 USA
410-756-2600 p | 410-756-6450 f
marketing@evapco.com

EVAPCO East
5151 Allendale Lane
Taneytown, MD 21787 USA
410-756-2600 p | 410-756-6450 f
marketing@evapco.com

EVAPCO East
Key Building
Taneytown, MD USA
410-756-2600 p
marketing@evapco.com

EVAPCO Midwest
Greenup, IL USA
217-923-3431 p
evapcomw@evapcomw.com

EVAPCO West
Madera, CA USA
559-673-2207 p
contact@evapcwest.com

EVAPCO Iowa
Lake View, IA USA
712-657-3223 p

EVAPCO Iowa
Sales & Engineering
Medford, MN USA
507-446-8005 p
evapcomn@evapcomn.com

EVAPCO Newton
Newton, IL USA
618-783-3433 p
evapcomw@evapcomw.com

EVAPCOLD
Greenup, IL USA
217-923-3431 p
evapcomw@evapcomw.com

EVAPCO-BLCT Dry Cooling, Inc.
1011 US Highway 22 West
Bridgewater, NJ 08807 USA
Phone: 1-908-379-2665
E-mail: info@evapco-blct.com

EVAPCO-BLCT Dry Cooling, Inc.
7991 Shaffer Parkway
Littleton, CO 80127 USA
Phone: 1-908-379-2665
E-mail: info@evapco-blct.com
Spare Parts Phone: 908-895-3236
Spare Parts e-mail: spares@evapco-blct.com

EVAPCO Power México S. de R.L. de C.V.
Calle Iglesia No. 2, Torre E
Tizapan San Ángel, Del. Álvaro Obregón
Ciudad de México, D.F. México 01090
Phone: +52 (55) 8421-9260
e-mail: info@evapco-blct.com

Refrigeration Valves & Systems Corporation
A wholly owned subsidiary of EVAPCO, Inc.
Bryan, TX USA
979-778-0095 p
rvs@rvscorp.com

EvapTech, Inc.
A wholly owned subsidiary of EVAPCO, Inc.
Lenexa, KS USA
913-322-5165 p
marketing@evaptech.com

Tower Components, Inc.
A wholly owned subsidiary of EVAPCO, Inc.
Ramsour, NC USA
336-824-2102 p
mail@towercomponentsinc.com

EVAPCO Alcooil, Inc.
A wholly owned subsidiary of EVAPCO, Inc.
York, PA USA
717-347-7500 p
info@alcooil.net

Europe

EVAPCO Europe BVBA
European Headquarters
Heersterveldweg 19
Industrieterrein Oost
3700 Tongeren, Belgium
(32) 12-395029 p | (32) 12-238527 f
evapco.europe@evapco.be

EVAPCO Europe, S.r.l.
Milan, Italy
(39) 02-939-9041 p
evapcoeuropa@evapco.it

EVAPCO Europe, S.r.l.
Sondrio, Italy

EVAPCO Europe GmbH
Meerbusch, Germany
(49) 2159 6956 18 p
info@evapco.de

EVAPCO Air Solutions
A wholly owned subsidiary of EVAPCO, Inc.
Aabybro, Denmark
(45) 9824 4999 p
info@evapco.dk

EVAPCO Air Solutions GmbH
Garbsen, Germany
(49) 5137 93875-0 p
info@evapcoas.de

Evap Egypt Engineering Industries Co.
A licensed manufacturer of EVAPCO, Inc.
Nasr City, Cairo, Egypt
2 02 24022866 / 2 02 24044997 p
primacool@link.net / shady@primacool.net

EVAPCO S.A. (Pty.) Ltd.
A licensed manufacturer of EVAPCO, Inc.
Isando 1600, Republic of South Africa
(27) 11-392-6630 p
evapco@evapco.co.za

Asia/Pacific

EVAPCO Asia/Pacific Headquarters
1159 Luoning Road
Baoshan Industrial Zone
Shanghai 200949, P.R. China
(86) 21-6687-7786 p | (86) 21-6687-7008 f
marketing@evapcochina.com

EVAPCO (Shanghai) Refrigeration Equipment Co., Ltd.
Baoshan Industrial Zone Shanghai, P.R. China
(86) 21-6687-7786 p
marketing@evapcochina.com

Beijing EVAPCO Refrigeration Equipment Co., Ltd.
Huairou District Beijing, P.R. China
0101-29627-7238 p
evapcobj@evapcochina.com

EVAPCO Australia (Pty.) Ltd.
Riverstone NSW 2765, Australia
(61) 2 9627-3322 p
sales@evapco.com.au

EVAPCO Composites Sdn. Bhd
Rawang, Selangor, Malaysia
(60-3) 6092-2209 p

EvapTech Asia Pacific Sdn. Bhd
A wholly owned subsidiary of EvapTech, Inc.
Puchong, Selangor, Malaysia
(60-3) 8070-7255 p
marketing-ap@evaptech.com

South America

EVAPCO Brasil
Equipamentos Industriais Ltda.
Al. Vênus, 151 – CEP: 13347-659
Indaiatuba – São Paulo – Brasil
(55+11) 5681-2000 p
vendas@evapco.com.br

Fan Technology Resource
Cruz das Almas – Indaiatuba
São Paulo, Brasil 13308-200
55 (11) 4025-1670
fantr@fantr.com

www.evapco.com

