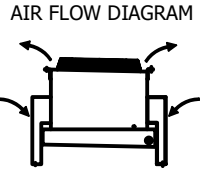
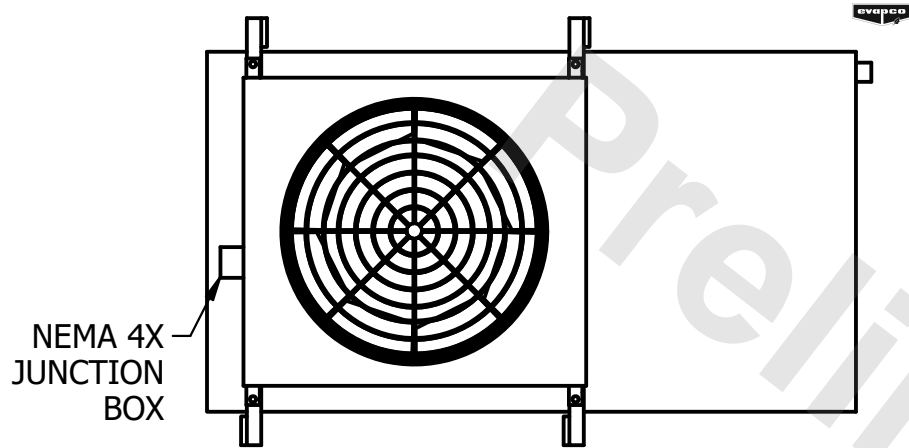


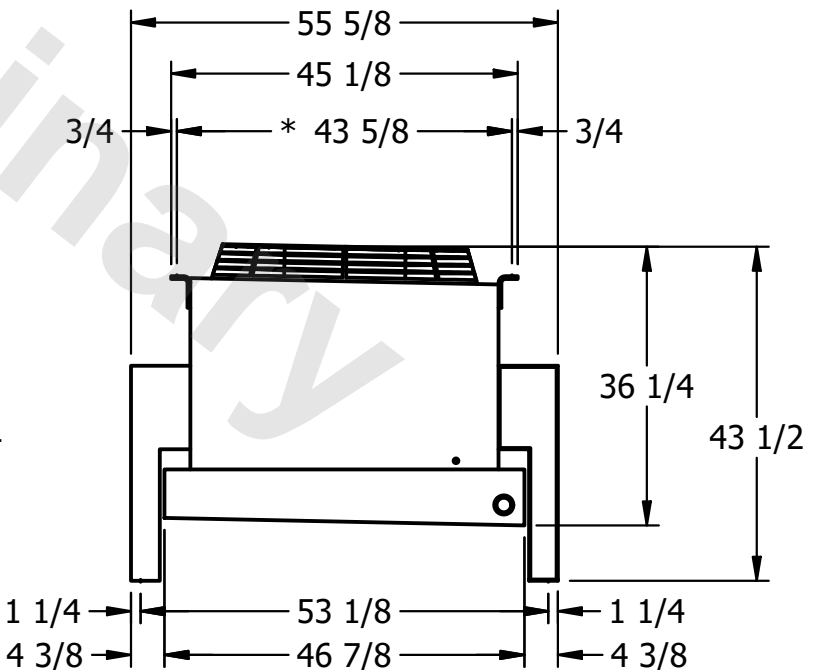
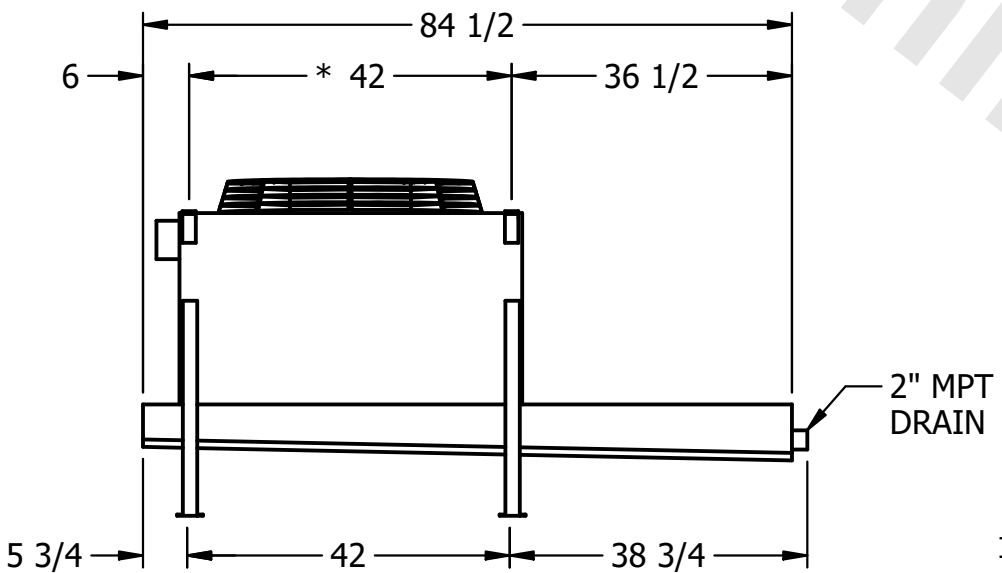
**CONFIDENTIAL**

This document is the property of Evapco, Inc. It should not be copied or disclosed without prior written authorization.

|          |         |                        |       |        |        |              |      |   |      |          |
|----------|---------|------------------------|-------|--------|--------|--------------|------|---|------|----------|
| CUSTOMER | MODEL # | U-SSTWE1-9R43F0075F3LA | SCALE | N.T.S. | DWG. # | USSTW1-SE-4L | REV. | 0 | DATE | 3/4/2025 |
|----------|---------|------------------------|-------|--------|--------|--------------|------|---|------|----------|



- NOTES:**
- 1) \* = HANGER HOLE LOCATION.
  - 2) HANGER HOLES ARE FOR 3/4 INCH THREADED ROD.
  - 3) ALL DIMENSIONS ARE FOR REFERENCE AND SHOULD NOT BE USED FOR PREFABRICATION OF PIPING OR SUPPORTS.



|         |      |                 |                    |                  |                    |
|---------|------|-----------------|--------------------|------------------|--------------------|
| PROJECT | ROOM | SHIPPING WEIGHT | 490 lbs+ [225] kg+ | OPERATING WEIGHT | 530 lbs+ [245] kg+ |
|---------|------|-----------------|--------------------|------------------|--------------------|