

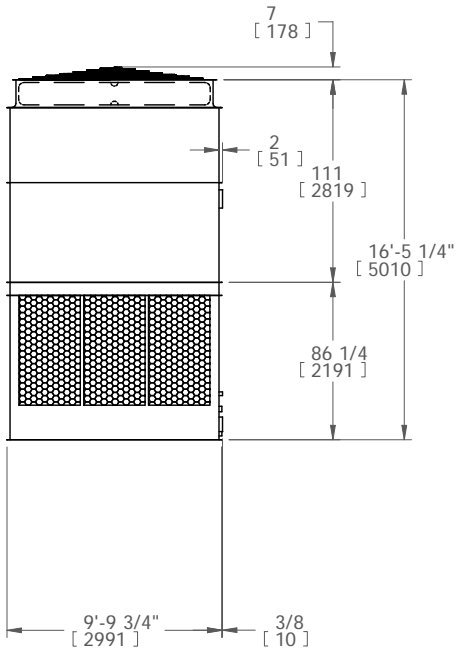
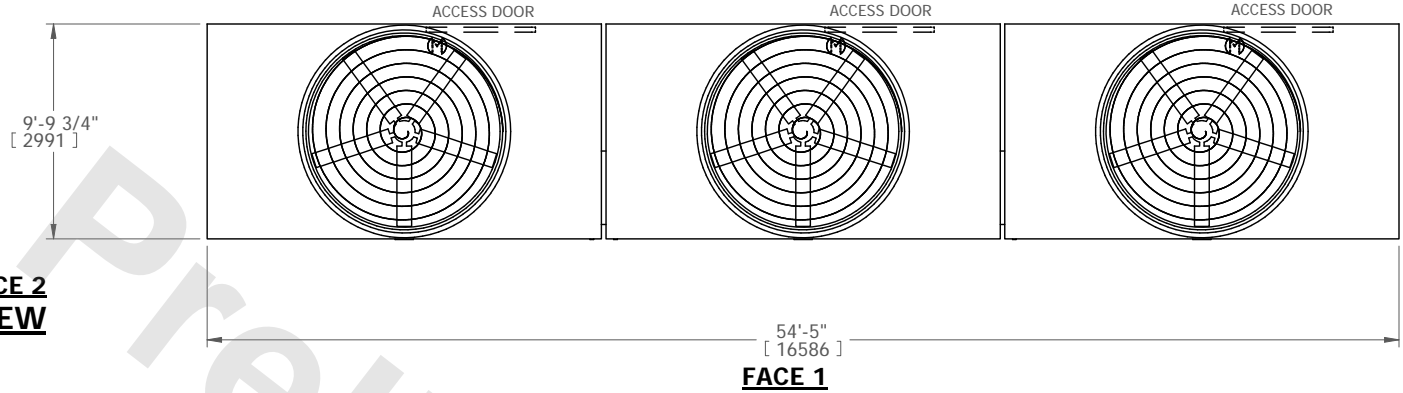
# EVAPCO, INC.



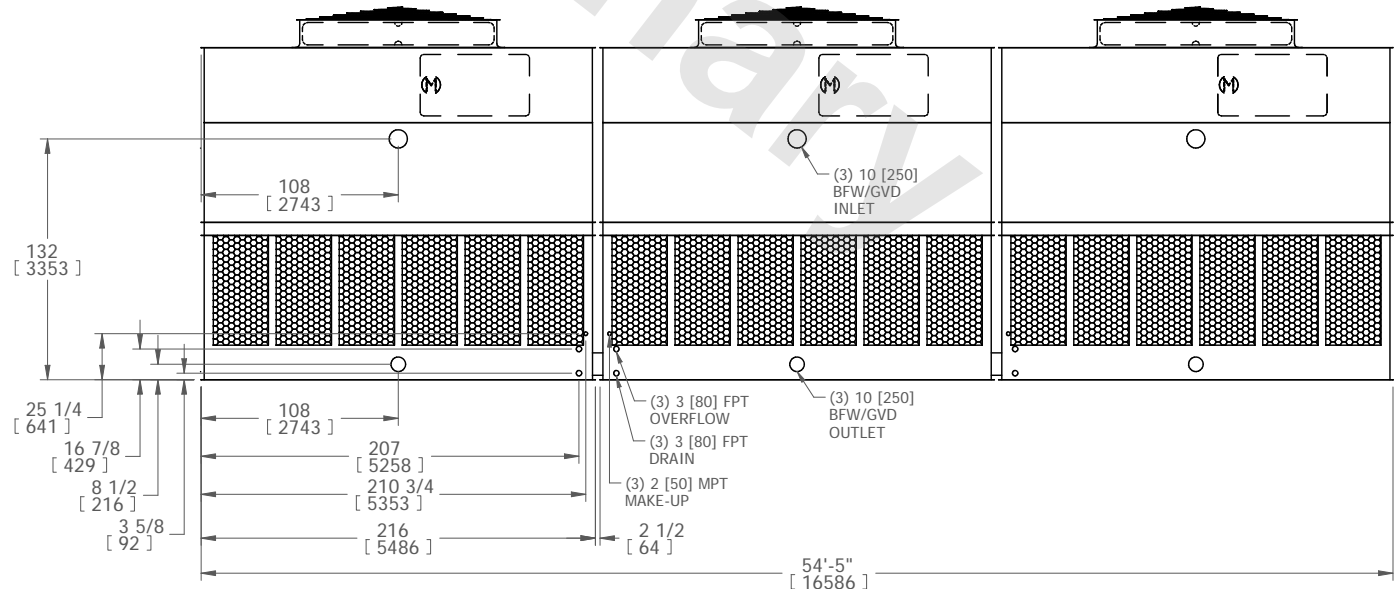
UNIT <b>COOLING TOWER</b>	MODEL # AT 310-3L54	SCALE N.T.S.	DWG. # T3TM5436-DRC-ST	REV. -	DATE 10/10/2024	SERIAL #
------------------------------	------------------------	-----------------	---------------------------	-----------	--------------------	----------

- NOTES:
- (M)- FAN MOTOR LOCATION
  - HEAVIEST SECTION IS UPPER SECTION
  - MPT DENOTES MALE PIPE THREAD  
FPT DENOTES FEMALE PIPE THREAD  
BFW DENOTES BEVELED FOR WELDING
  - +UNIT WEIGHT DOES NOT INCLUDE ACCESSORIES (SEE ACCESSORY DRAWINGS)
  - MAKE-UP WATER PRESSURE  
20 psi MIN [137 kPa], 50 psi MAX [344 kPa]

**FACE 2  
PLAN VIEW**



**FACE 2**



**FACE 1**

SHIPPING WEIGHT 30540 lbs+ [13853] kg+	OPERATING WEIGHT 55760 lbs+ [25292] kg+	HEAVIEST SECTION WEIGHT 6850 lbs+ [3107] kg+	NO. OF SHIPPING SECTIONS 6
---	--	---	-------------------------------