

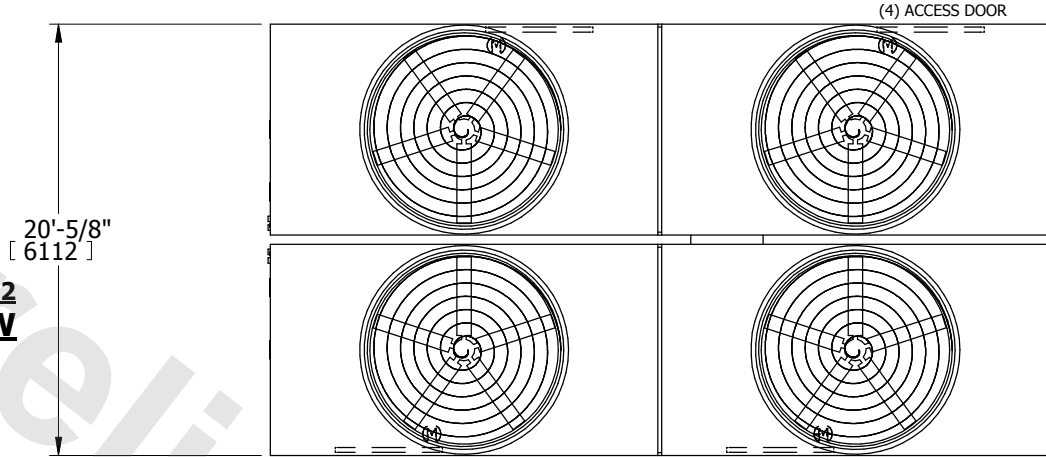
# EVAPCO, INC.



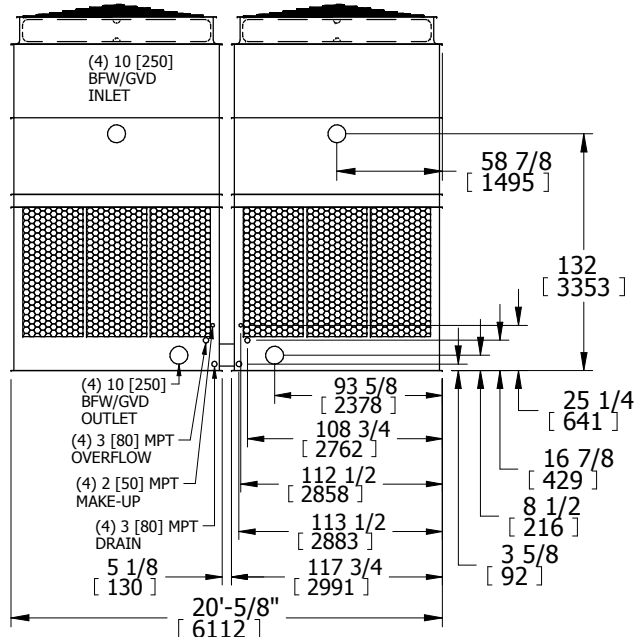
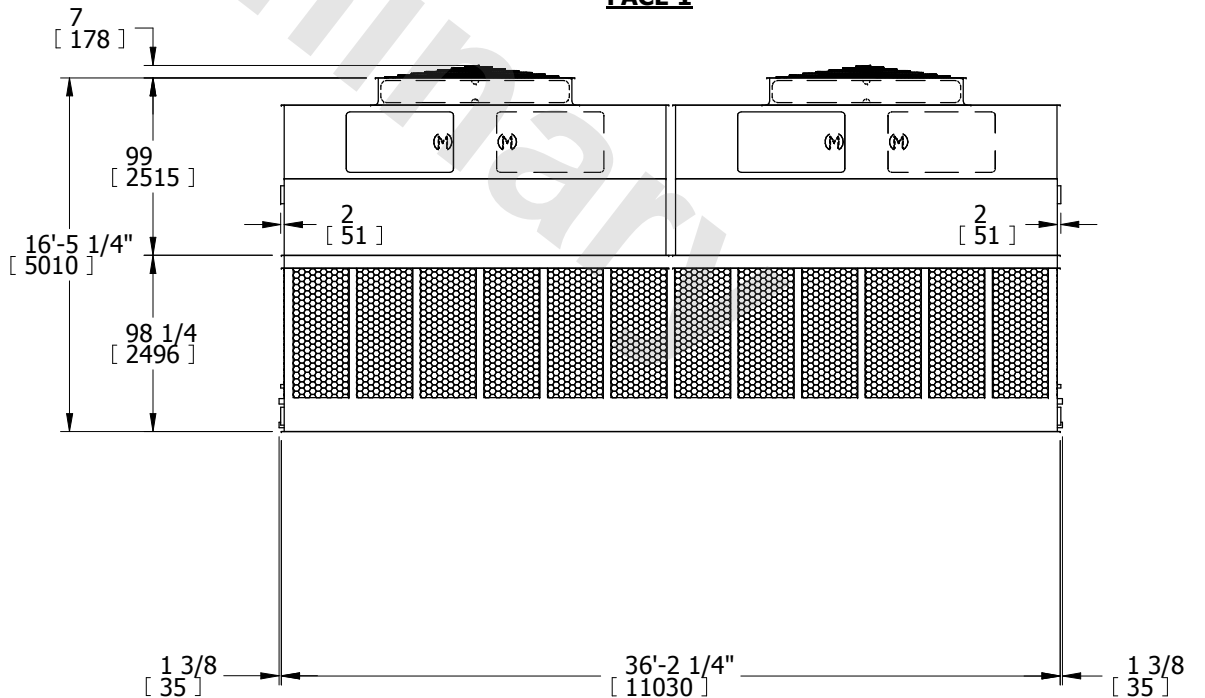
UNIT	<b>COOLING TOWER</b>	MODEL #	AT 420-2K36	SCALE	N.T.S.	DWG. #	T36M3624-DRE-ST	REV.	-	DATE	3/10/2025	SERIAL #	
------	----------------------	---------	-------------	-------	--------	--------	-----------------	------	---	------	-----------	----------	--

- NOTES:
- (M)- FAN MOTOR LOCATION
  - HEAVIEST SECTION IS UPPER SECTION
  - MPT DENOTES MALE PIPE THREAD  
FPT DENOTES FEMALE PIPE THREAD  
BFW DENOTES BEVELED FOR WELDING
  - +UNIT WEIGHT DOES NOT INCLUDE ACCESSORIES (SEE ACCESSORY DRAWINGS)
  - MAKE-UP WATER PRESSURE  
20 psi MIN [137 kPa], 50 psi MAX [344 kPa]

**FACE 2  
PLAN VIEW**



**FACE 1**



**FACE 2**

**FACE 1**

SHIPPING WEIGHT	36380 lbs+ [16502] kg+	OPERATING WEIGHT	70340 lbs+ [31906] kg+	HEAVIEST SECTION WEIGHT	6370 lbs+ [2889] kg+	NO. OF SHIPPING SECTIONS	6
-----------------	------------------------	------------------	------------------------	-------------------------	----------------------	--------------------------	---