

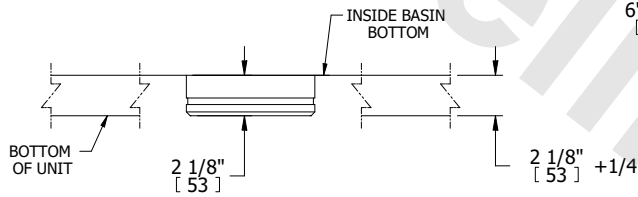
UNIT	COOLING TOWER	
MODEL #	AT 456-5K26	SCALE NTS

# EVAPCO, INC.

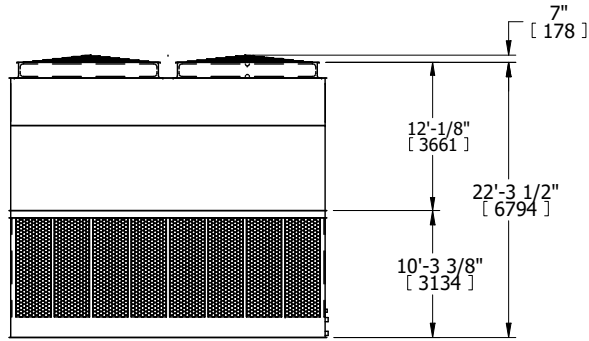
DWG. #	T3BI562660-DRD-ST	REV.	-
SERIAL #		DATE	9/19/2024

- NOTES:
- (M)- FAN MOTOR LOCATION
  - HEAVIEST SECTION IS UPPER SECTION
  - MPT DENOTES MALE PIPE THREAD  
FPT DENOTES FEMALE PIPE THREAD  
BFW DENOTES BEVELED FOR WELDING  
GVD DENOTES GROOVED  
FLG DENOTES FLANGE
  - +UNIT WEIGHT DOES NOT INCLUDE ACCESSORIES (SEE ACCESSORY DRAWINGS)
  - MAKE-UP WATER PRESSURE  
20 psi MIN [137 kPa], 50 psi MAX [344 kPa]
  - PAN EQUALIZER PIPING IS SUPPLIED BY OTHERS, FLUME SUPPLIED BY EVAPCO.
  - FOR BOTTOM CONNECTION SPECIFICATIONS, SEE DETAIL.
  - 3/4" [19mm] DIA. MOUNTING HOLES. REFER TO RECOMMENDED STEEL SUPPORT DRAWING
  - DIMENSIONS LISTED AS FOLLOWS:

ENGLISH FT-IN  
[METRIC] [mm]

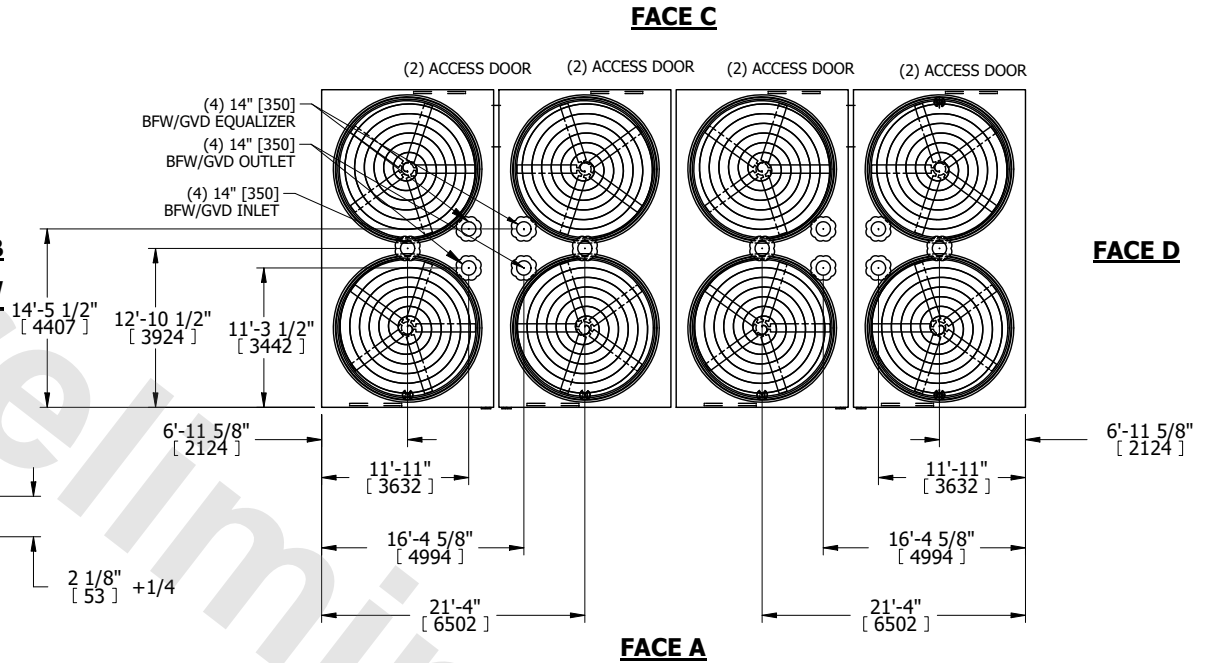


**TYPICAL BOTTOM CONNECTION DETAIL**

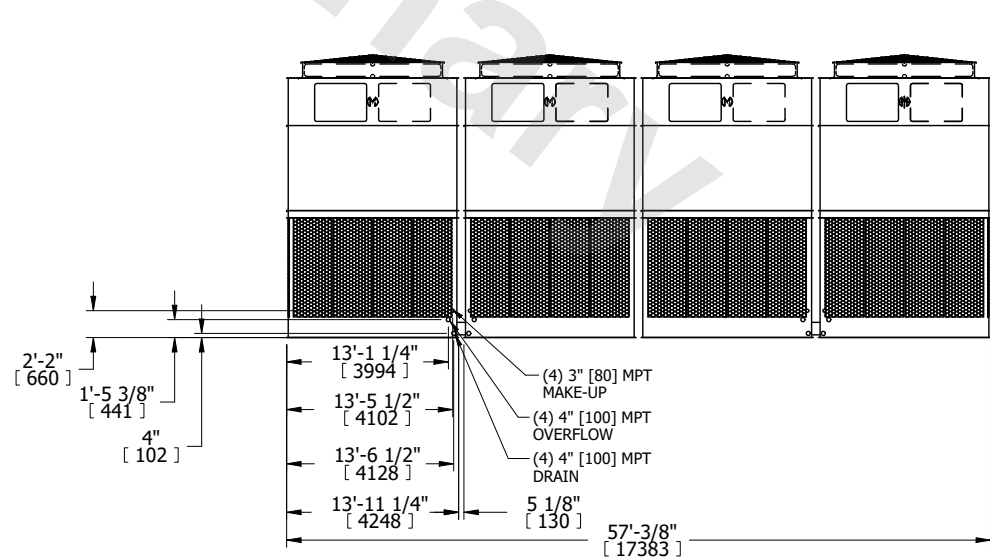


**FACE B**

**FACE B  
PLAN VIEW**



**FACE A**



**FACE A**

SHIPPING WEIGHT	97880 lbs+ [44400] kg+	OPERATING WEIGHT	165880 lbs+ [75245] kg+	HEAVIEST SECTION WEIGHT	17660 lbs+ [8015] kg+	NO. OF SHIPPING SECTIONS	8	DRAWN BY:	SLR
-----------------	------------------------	------------------	-------------------------	-------------------------	-----------------------	--------------------------	---	-----------	-----