

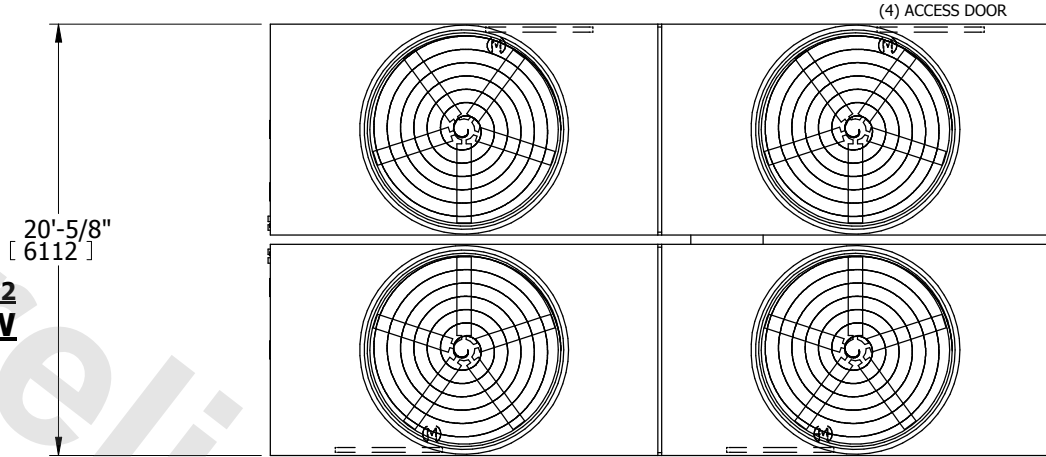
EVAPCO, INC.



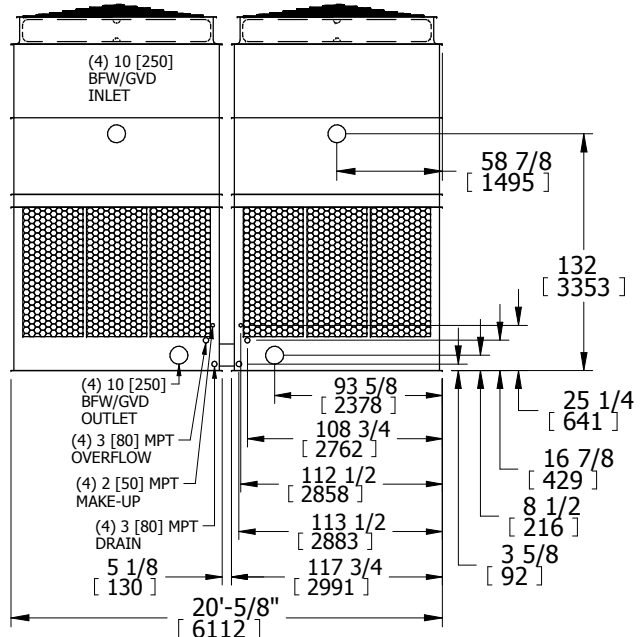
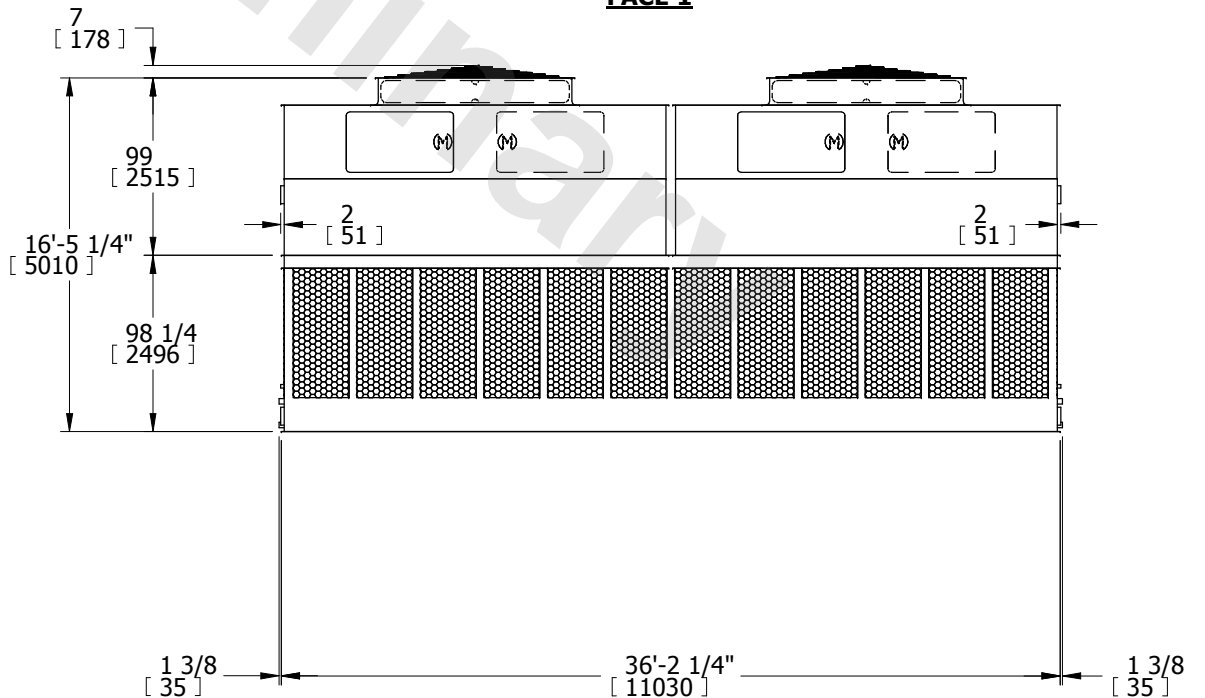
| | | | | | | |
|------------------------------|------------------------|-----------------|---------------------------|-----------|-------------------|----------|
| UNIT COOLING TOWER | MODEL # AT 420-2I36 | SCALE N.T.S. | DWG. # T36M3624-DRE-ST | REV. - | DATE 3/10/2025 | SERIAL # |
|------------------------------|------------------------|-----------------|---------------------------|-----------|-------------------|----------|

- NOTES:
- (M)- FAN MOTOR LOCATION
 - HEAVIEST SECTION IS UPPER SECTION
 - MPT DENOTES MALE PIPE THREAD
FPT DENOTES FEMALE PIPE THREAD
BFW DENOTES BEVELED FOR WELDING
 - +UNIT WEIGHT DOES NOT INCLUDE ACCESSORIES (SEE ACCESSORY DRAWINGS)
 - MAKE-UP WATER PRESSURE
20 psi MIN [137 kPa], 50 psi MAX [344 kPa]

**FACE 2
PLAN VIEW**



FACE 1



FACE 2

FACE 1

| | | | |
|---|--|---|-------------------------------|
| SHIPPING WEIGHT 36380 lbs+ [16502] kg+ | OPERATING WEIGHT 70340 lbs+ [31906] kg+ | HEAVIEST SECTION WEIGHT 6370 lbs+ [2889] kg+ | NO. OF SHIPPING SECTIONS 6 |
|---|--|---|-------------------------------|