

UNIT	CLOSED CIRCUIT COOLER	
MODEL #	eco-LSWE 4-5J18	SCALE NTS

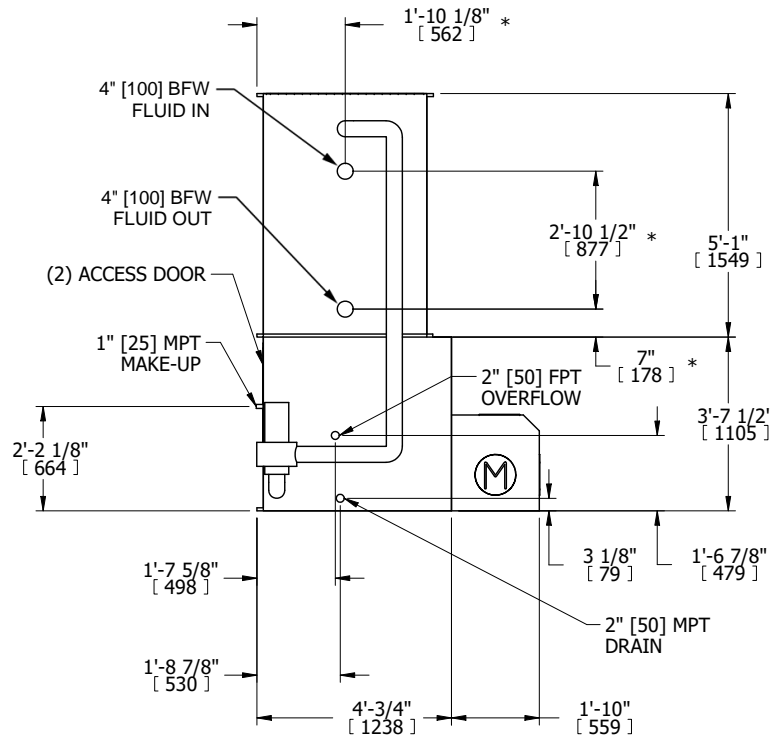
EVAPCO, INC.

DWG. #	WLE041810-DRD-ST	REV.	-
SERIAL #		DATE	11/5/2024

NOTES:

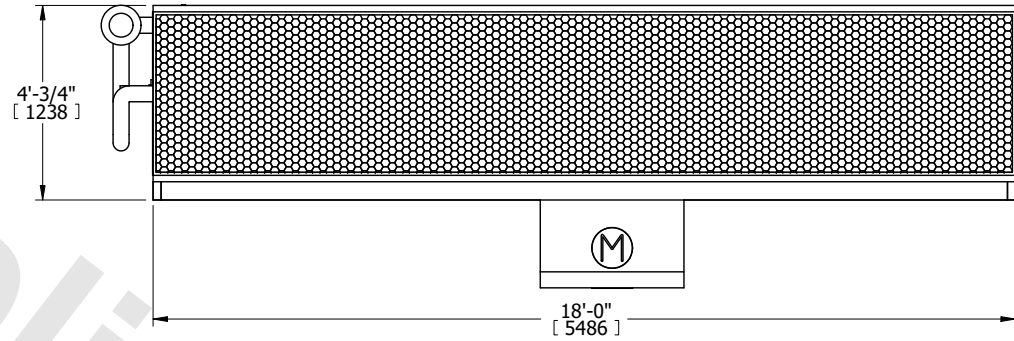
- (M)- FAN MOTOR LOCATION
- HEAVIEST SECTION IS COIL SECTION
- MPT DENOTES MALE PIPE THREAD
FPT DENOTES FEMALE PIPE THREAD
BFW DENOTES BEVELED FOR WELDING
GVD DENOTES GROOVED
FLG DENOTES FLANGE
PE DENOTES PLAIN END
- +UNIT WEIGHT DOES NOT INCLUDE ACCESSORIES (SEE ACCESSORY DRAWINGS)
- 3/4" [19mm] DIA. MOUNTING HOLES. REFER TO RECOMMENDED STEEL SUPPORT DRAWING
- DIMENSIONS LISTED AS FOLLOWS: ENGLISH FT IN [METRIC] [mm]
- * - APPROXIMATE DIMENSIONS DO NOT USE FOR PRE-FABRICATION OF CONNECTING PIPING
- MAKE-UP WATER PRESSURE
20 psi [137 kPa] MIN, 50 psi [344 kPa] MAX
- MAKE-UP CONNECTION LOCATED 7-5/8" [194] FROM CONNECTION END OF UNIT

FACE B
PLAN VIEW



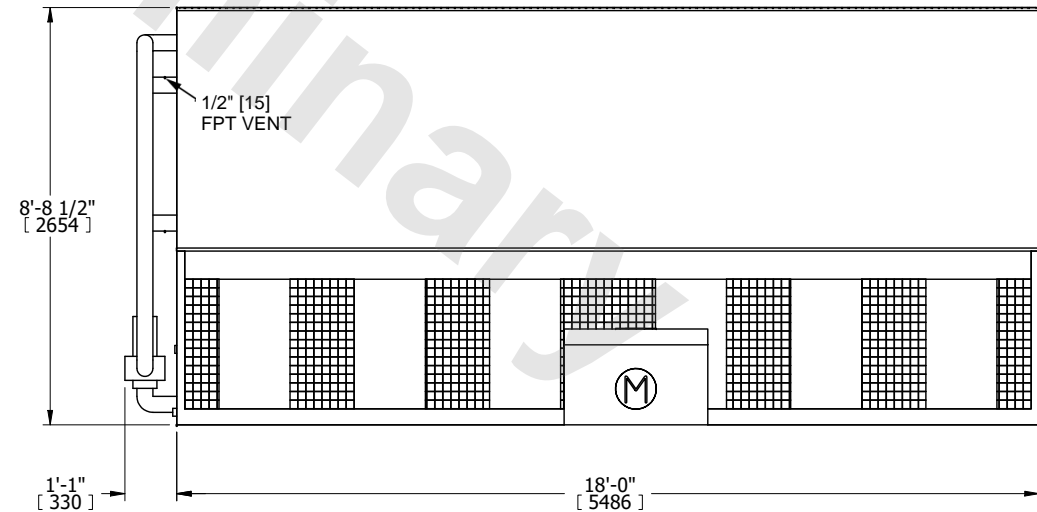
FACE B

FACE C



FACE A

FACE D



FACE A

SHIPPING WEIGHT	11190 lbs+ [5080] kg+	OPERATING WEIGHT	14790 lbs+ [6710] kg+	HEAVIEST SECTION WEIGHT	8310 lbs+ [3770] kg+	NO. OF SHIPPING SECTIONS	2	DRAWN BY:	TLS
-----------------	-----------------------	------------------	-----------------------	-------------------------	----------------------	--------------------------	---	-----------	-----