

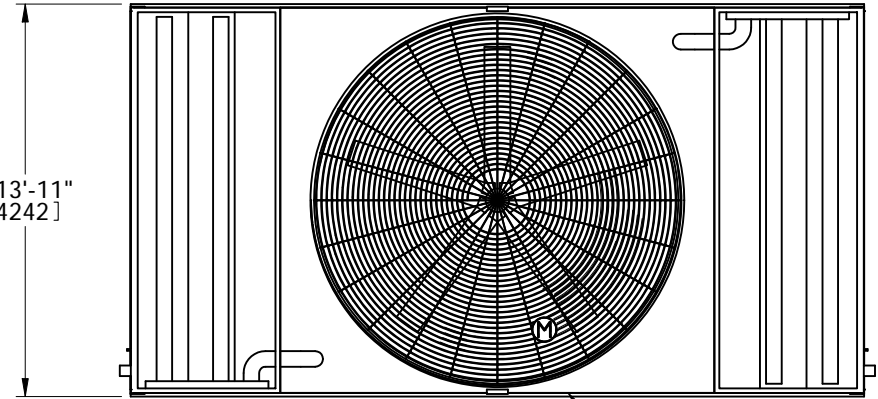
# EVAPCO, INC.



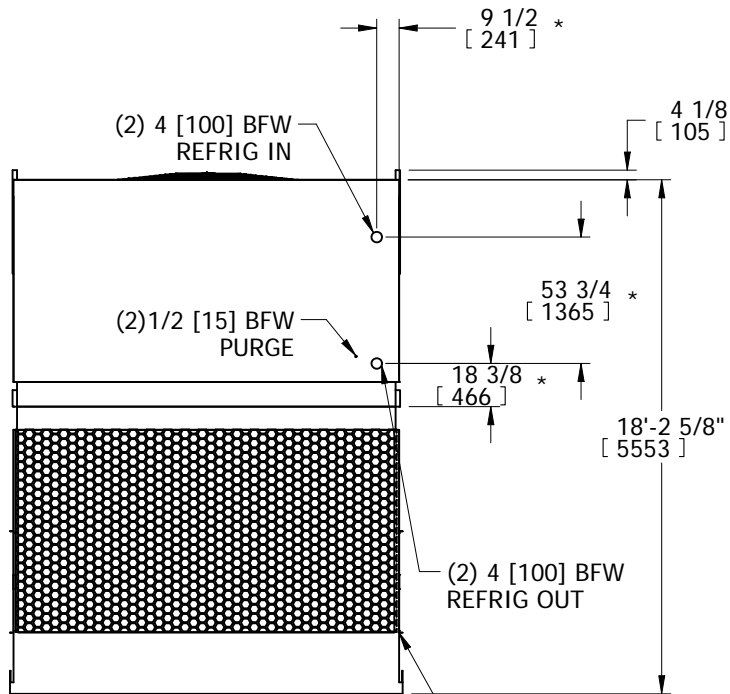
UNIT <b>EVAPORATIVE CONDENSER</b>	MODEL # PHC-D945	SCALE	DWG. # HCD142612-DRC-ST	REV. -	DATE 11/1/2024	SERIAL #
--------------------------------------	---------------------	-------	----------------------------	-----------	-------------------	----------

- NOTES:
- (M)- FAN MOTOR LOCATION
  - HEIEST SECTION IS UPPER SECTION
  - MPT DENOTES MALE PIPE THREAD  
FPT DENOTES FEMALE PIPE THREAD  
BFW DENOTES BEVELED FOR WELDING  
GVD DENOTES GROOVED
  - +UNIT WEIGHT DOES NOT INCLUDE ACCESSORIES (SEE ACCESSORY DRAWINGS)
  - MAKE-UP WATER PRESSURE  
20 psi MIN [137 kPa], 50 psi MAX [344 kPa]
  - 3/4" DIA. MOUNTING HOLES. REFER TO RECOMMENDED STEEL SUPPORT DRAWING.
  - \*- APPROXIMATE DIMENSIONS DO NOT USE FOR PRE-FABRICATION OF CONNECTION PIPING.
  - DIMENSIONS LISTED AS FOLLOWS: ENGLISH IN [METRIC] [mm]

**FACE 2**  
**PLAN VIEW**

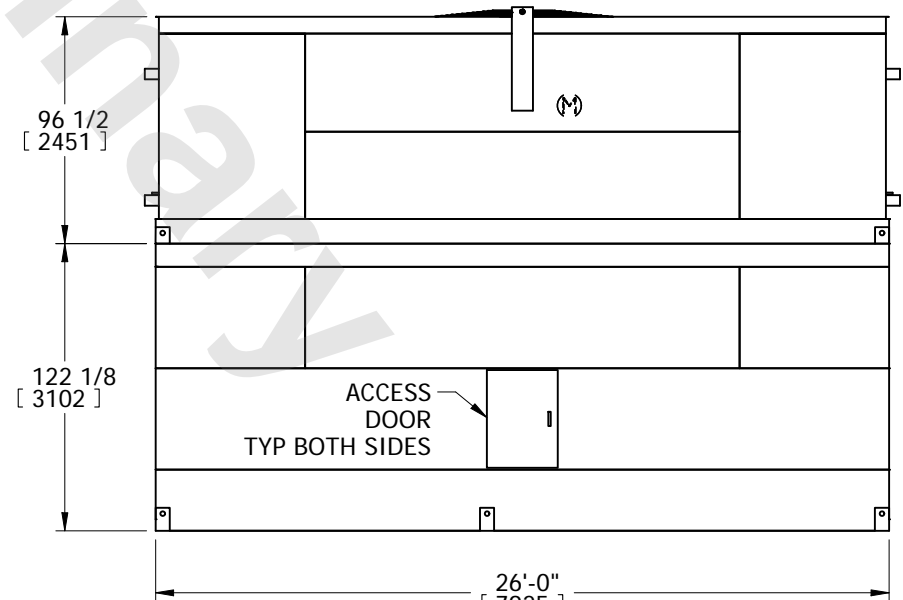


**FACE 1**  
INTERIOR PAN CONNECTIONS THIS SIDE



**FACE 2**

INTERIOR PAN CONNECTIONS THIS SIDE



**FACE 1**

SHIPPING WEIGHT 35910 lbs+ [16290] kg+	OPERATING WEIGHT 56590 lbs+ [25670] kg+	HEIEST SECTION WEIGHT 24410 lbs+ [11075] kg+	NO. OF SHIPPING SECTIONS 2	DRAWN BY: TLS
---	--	---	-------------------------------	------------------