

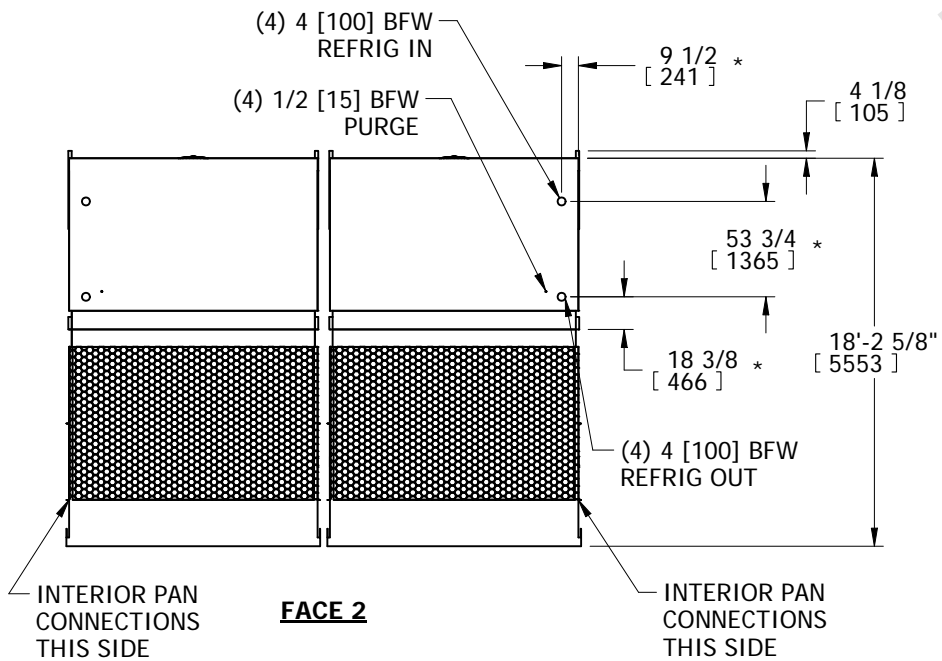
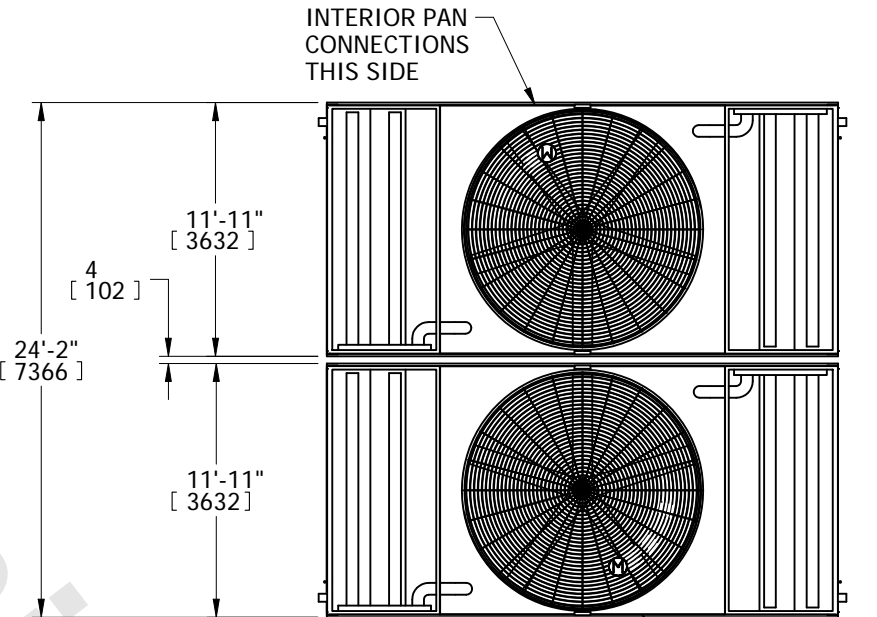
EVAPCO, INC.



UNIT EVAPORATIVE CONDENSER	MODEL # PHC-D1647	SCALE	DWG. # HCD242412-DRC-ST	REV. -	DATE 11/1/2024	SERIAL #
--------------------------------------	----------------------	-------	----------------------------	-----------	-------------------	----------

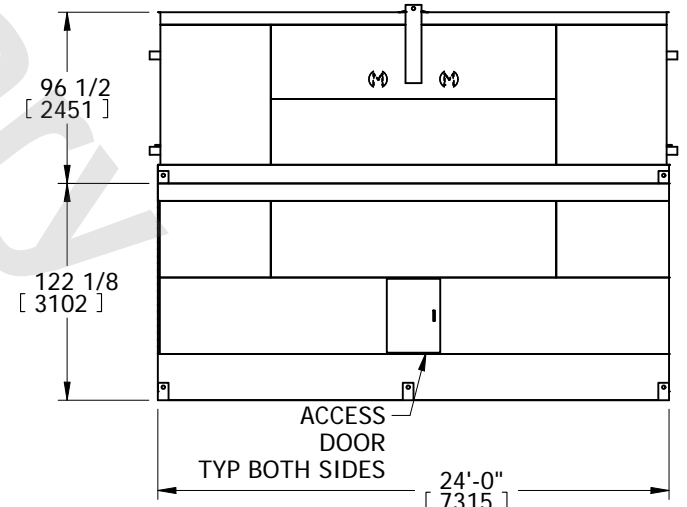
- NOTES:
- (M)- FAN MOTOR LOCATION
 - HEAVIEST SECTION IS UPPER SECTION
 - MPT DENOTES MALE PIPE THREAD
FPT DENOTES FEMALE PIPE THREAD
BFW DENOTES BEVELED FOR WELDING
GVD DENOTES GROOVED
 - +UNIT WEIGHT DOES NOT INCLUDE ACCESSORIES (SEE ACCESSORY DRAWINGS)
 - MAKE-UP WATER PRESSURE
20 psi MIN [137 kPa], 50 psi MAX [344 kPa]
 - 3/4" DIA. MOUNTING HOLES. REFER TO RECOMMENDED STEEL SUPPORT DRAWING.
 - *- APPROXIMATE DIMENSIONS DO NOT USE FOR PRE-FABRICATION OF CONNECTION PIPING.
 - DIMENSIONS LISTED AS FOLLOWS: ENGLISH IN [METRIC] [mm]

**FACE 2
PLAN VIEW**



FACE 2

FACE 1



FACE 1

SHIPPING WEIGHT 63980 lbs+ [29025] kg+	OPERATING WEIGHT 94640 lbs+ [42930] kg+	HEAVIEST SECTION WEIGHT 22240 lbs+ [10090] kg+	NO. OF SHIPPING SECTIONS 4	DRAWN BY: TLS
-------------------------------------------	--------------------------------------------	---------------------------------------------------	-------------------------------	------------------