

UNIT	CONDENSER	
MODEL #	eco-ATC-1186A	SCALE NTS

# EVAPCO, INC.



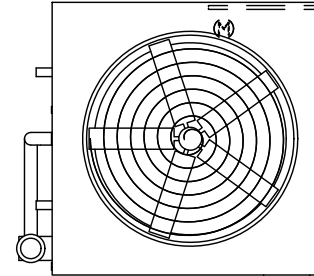
DWG. #	WB3241210-DRD-ST	REV.	-
SERIAL #		DATE	11/1/2024

- NOTES:
- (M)- FAN MOTOR LOCATION
  - HEAVIEST SECTION IS UPPER SECTION
  - MPT DENOTES MALE PIPE THREAD  
FPT DENOTES FEMALE PIPE THREAD  
BFW DENOTES BEVELED FOR WELDING  
GVD DENOTES GROOVED  
FLG DENOTES FLANGE  
PE DENOTES PLAIN END
  - +UNIT WEIGHT DOES NOT INCLUDE ACCESSORIES (SEE ACCESSORY DRAWINGS)
  - MAKE-UP WATER PRESSURE  
20 psi MIN [137 kPa], 50 psi MAX [344 kPa]
  - \*-APPROXIMATE DIMENSIONS DO NOT USE FOR PRE-FABRICATION OF CONNECTING PIPING
  - 3/4" [19mm] DIA. MOUNTING HOLES. REFER TO RECOMMENDED STEEL SUPPORT DRAWING.
  - DIMENSIONS LISTED AS FOLLOWS:  
ENGLISH FT-IN  
METRIC [mm]

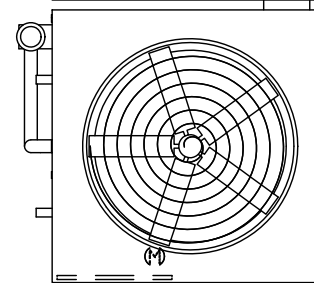
Preliminary

**FACE C**

(2) ACCESS DOOR

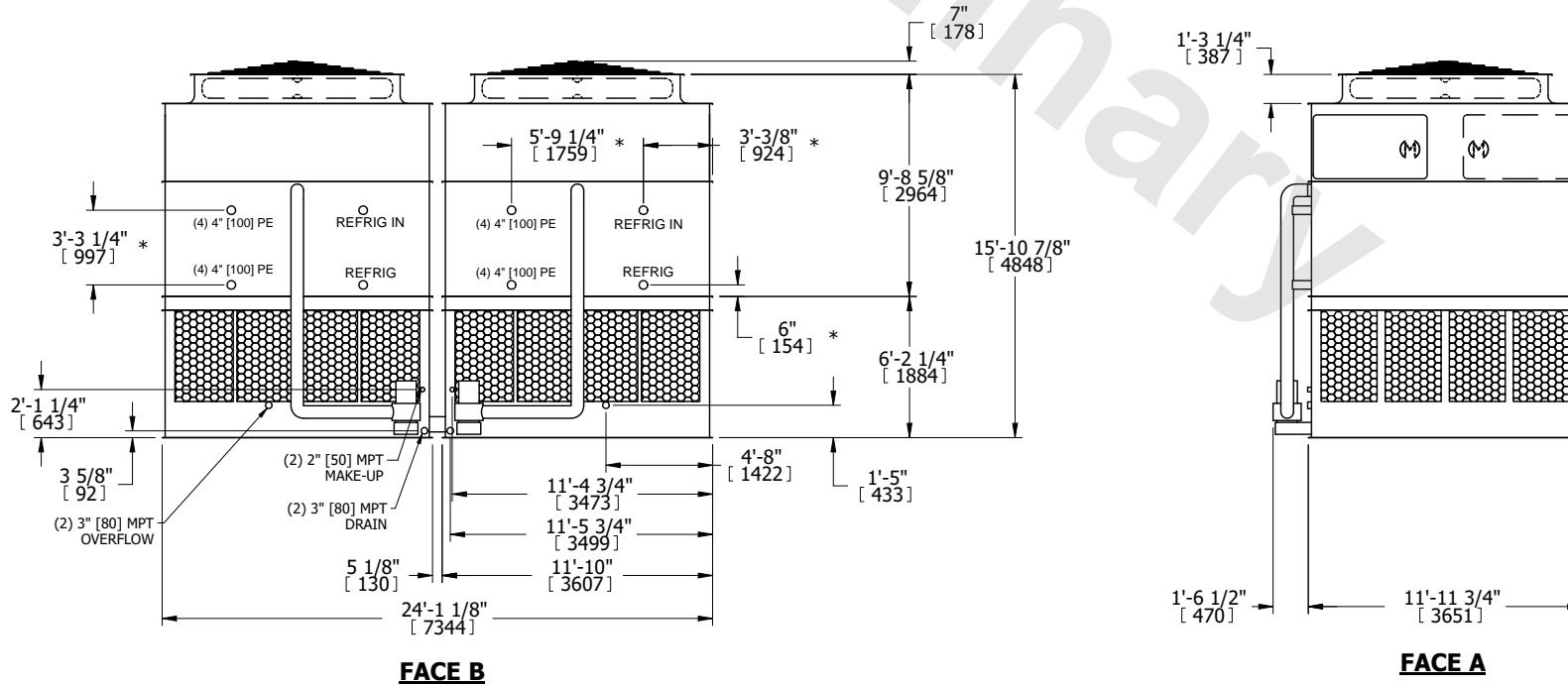


**FACE D**



**FACE A**

**FACE B  
PLAN VIEW**



SHIPPING WEIGHT	46620 lbs+ [21150] kg+
-----------------	------------------------

OPERATING WEIGHT	60580 lbs+ [27480] kg+
------------------	------------------------

HEAVIEST SECTION WEIGHT	20600 lbs+ [9345] kg+
-------------------------	-----------------------

NO. OF SHIPPING SECTIONS	4
--------------------------	---

DRAWN BY:	SLR
-----------	-----