

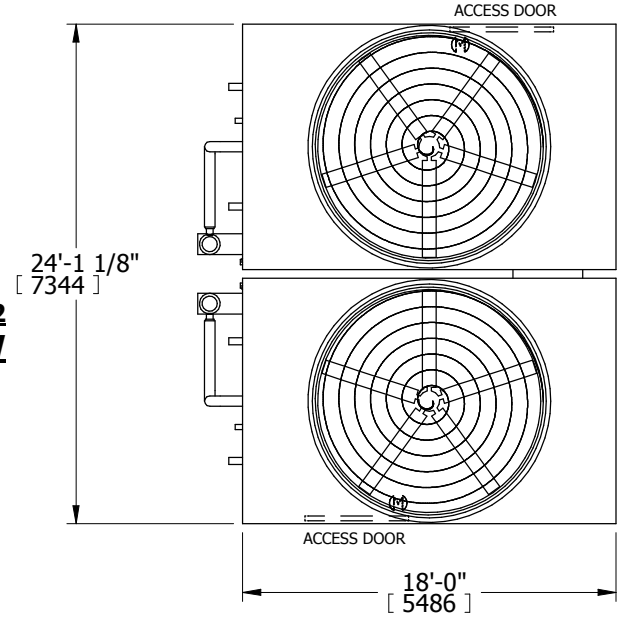
# EVAPCO, INC.



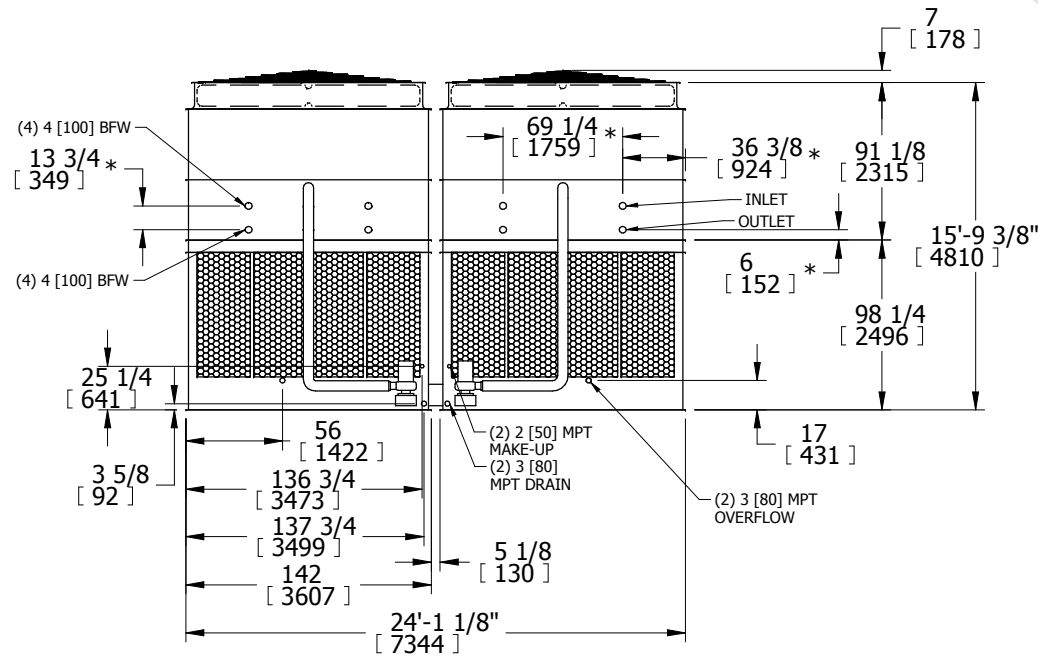
UNIT CONDENSER	MODEL # eco-ATC-1126A	SCALE N.T.S.	DWG. # EG241804-DRA-ST	REV. -	DATE 11/1/2024	SERIAL #
-------------------	--------------------------	-----------------	---------------------------	-----------	-------------------	----------

- NOTES:
- (M)- FAN MOTOR LOCATION
  - HEAVIEST SECTION IS UPPER SECTION
  - MPT DENOTES MALE PIPE THREAD  
FPT DENOTES FEMALE PIPE THREAD  
BFW DENOTES BEVELED FOR WELDING
  - +UNIT WEIGHT DOES NOT INCLUDE ACCESSORIES (SEE ACCESSORY DRAWINGS)
  - MAKE-UP WATER PRESSURE  
20 psi MIN [137 kPa], 50 psi MAX [344 kPa]
  - \* -APPROXIMATE DIMENSIONS DO NOT USE FOR PRE-FABRICATION OF CONNECTING PIPING
  - VENT PROVIDED ON CLOSED CIRCUIT COOLERS ONLY

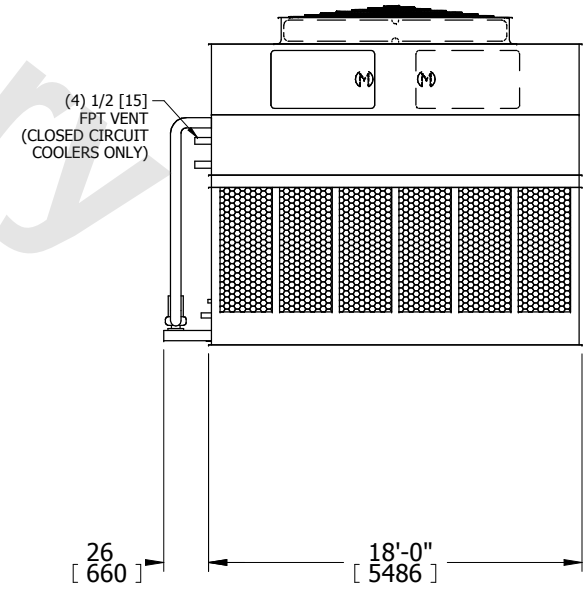
**FACE 2  
PLAN VIEW**



**FACE 1**



**FACE 2**



**FACE 1**

SHIPPING WEIGHT 39600 lbs+ [17965] kg+	OPERATING WEIGHT 58980 lbs+ [26755] kg+	HEAVIEST SECTION WEIGHT 15880 lbs+ [7205] kg+	NO. OF SHIPPING SECTIONS 4
---	--	--	-------------------------------