

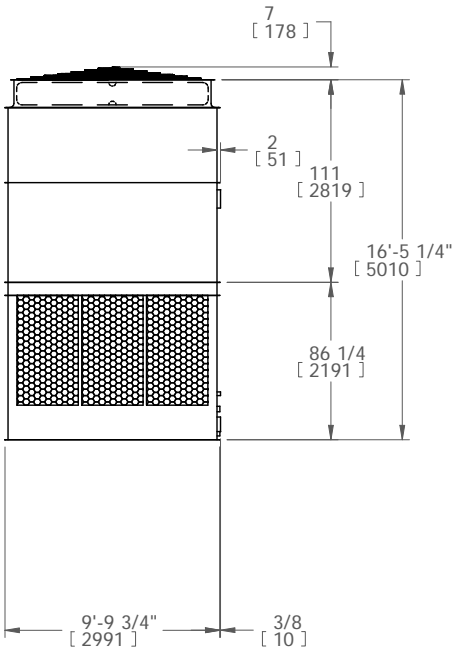
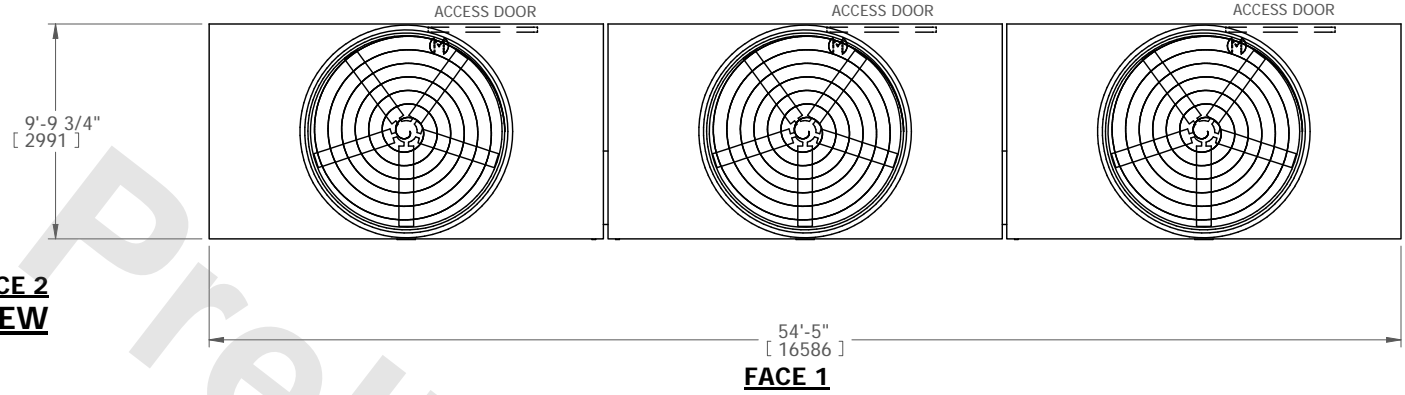
# EVAPCO, INC.



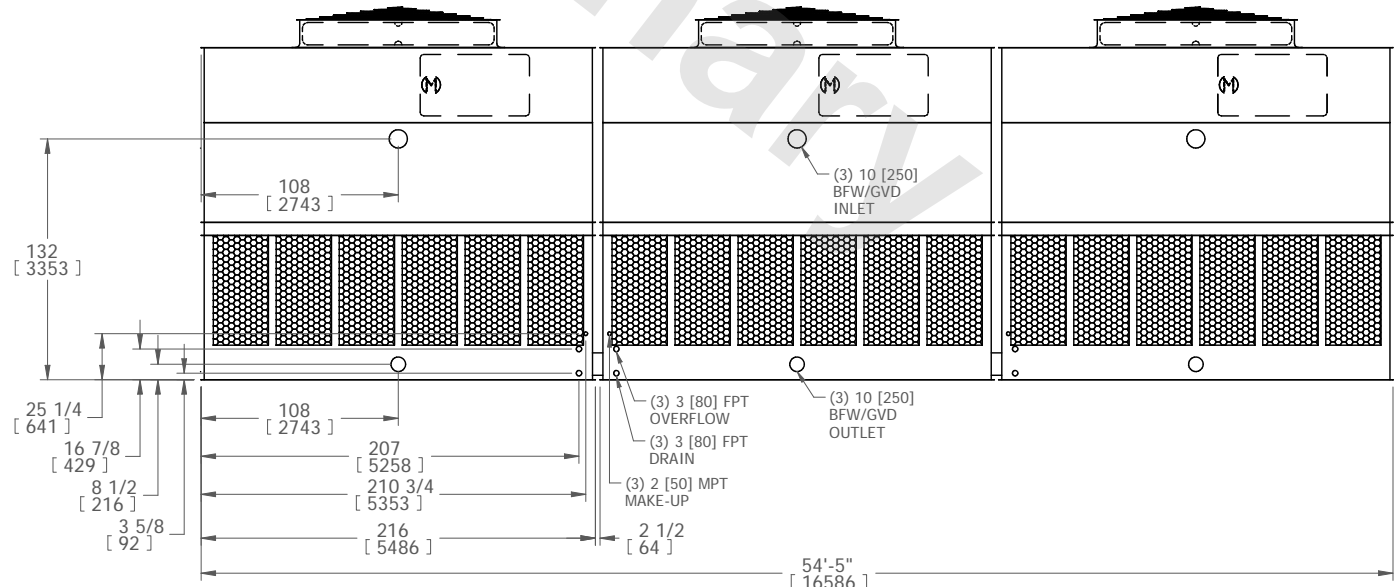
|                              |                        |                 |                           |           |                    |          |
|------------------------------|------------------------|-----------------|---------------------------|-----------|--------------------|----------|
| UNIT<br><b>COOLING TOWER</b> | MODEL #<br>AT 310-3J54 | SCALE<br>N.T.S. | DWG. #<br>T3TM5436-DRC-ST | REV.<br>- | DATE<br>10/10/2024 | SERIAL # |
|------------------------------|------------------------|-----------------|---------------------------|-----------|--------------------|----------|

- NOTES:
- (M)- FAN MOTOR LOCATION
  - HEAVIEST SECTION IS UPPER SECTION
  - MPT DENOTES MALE PIPE THREAD  
FPT DENOTES FEMALE PIPE THREAD  
BFW DENOTES BEVELED FOR WELDING
  - +UNIT WEIGHT DOES NOT INCLUDE ACCESSORIES (SEE ACCESSORY DRAWINGS)
  - MAKE-UP WATER PRESSURE  
20 psi MIN [137 kPa], 50 psi MAX [344 kPa]

**FACE 2  
PLAN VIEW**



**FACE 2**



**FACE 1**

|   |  |   |                               |
|---|--|---|-------------------------------|
| SHIPPING WEIGHT<br>30540 lbs+ [13853] kg+ | OPERATING WEIGHT<br>55760 lbs+ [25292] kg+ | HEAVIEST SECTION WEIGHT<br>6850 lbs+ [3107] kg+ | NO. OF SHIPPING SECTIONS<br>6 |
|---|--|---|-------------------------------|