

UNIT	COOLING TOWER	
MODEL #	AT 212-2J24	SCALE NTS

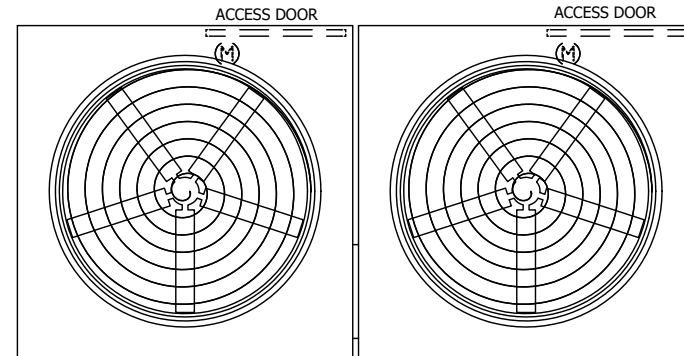
EVAPCO, INC.

DWG. #	T3122424-DRD-ST	REV.	-
SERIAL #		DATE	3/19/2025

- NOTES:**
- (M)- FAN MOTOR LOCATION
 - HEAVIEST SECTION IS UPPER SECTION
 - MPT DENOTES MALE PIPE THREAD
FPT DENOTES FEMALE PIPE THREAD
BFW DENOTES BEVELED FOR WELDING
GVD DENOTES GROOVED
FLG DENOTES FLANGE
 - +UNIT WEIGHT DOES NOT INCLUDE ACCESSORIES (SEE ACCESSORY DRAWINGS)
 - MAKE-UP WATER PRESSURE
20 psi MIN [137 kPa], 50 psi MAX [344 kPa]
 - 3/4" [19MM] DIA. MOUNTING HOLES.
REFER TO RECOMMENDED STEEL SUPPORT DRAWING
 - DIMENSIONS LISTED AS FOLLOWS:
ENGLISH FT-IN
[METRIC] [mm]

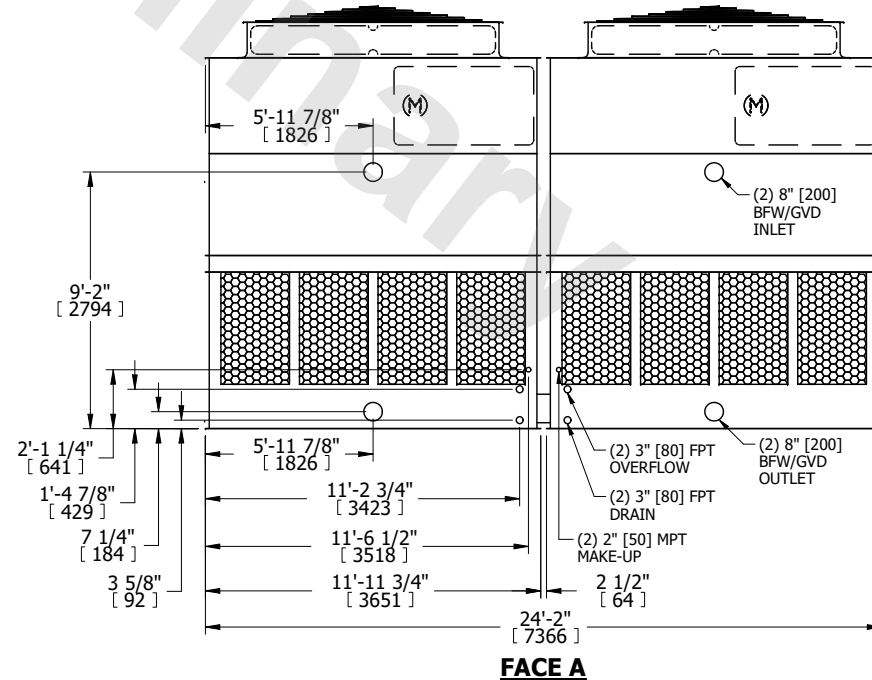
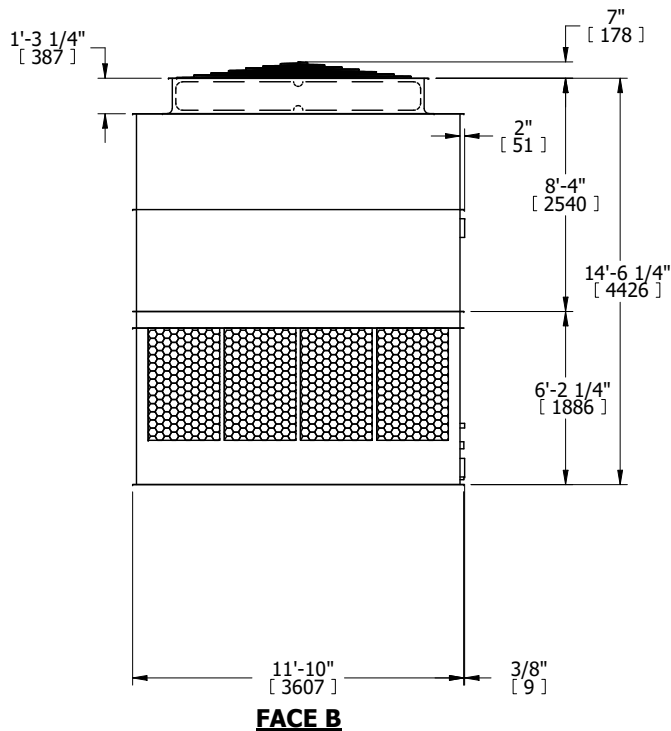
**FACE B
PLAN VIEW**

FACE C



FACE D

FACE A



SHIPPING WEIGHT	15080 lbs+ [6845] kg+	OPERATING WEIGHT	27500 lbs+ [12475] kg+	HEAVIEST SECTION WEIGHT	5000 lbs+ [2270] kg+	NO. OF SHIPPING SECTIONS	4	DRAWN BY:	KDS
-----------------	-----------------------	------------------	------------------------	-------------------------	----------------------	--------------------------	---	-----------	-----