

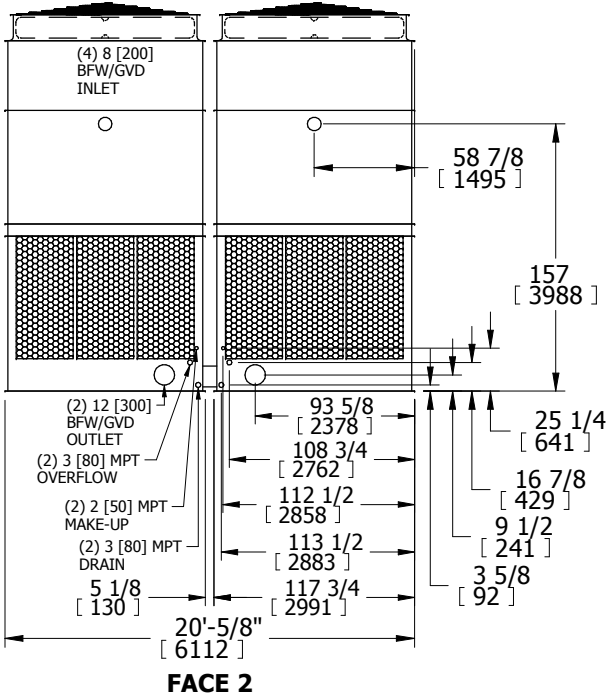
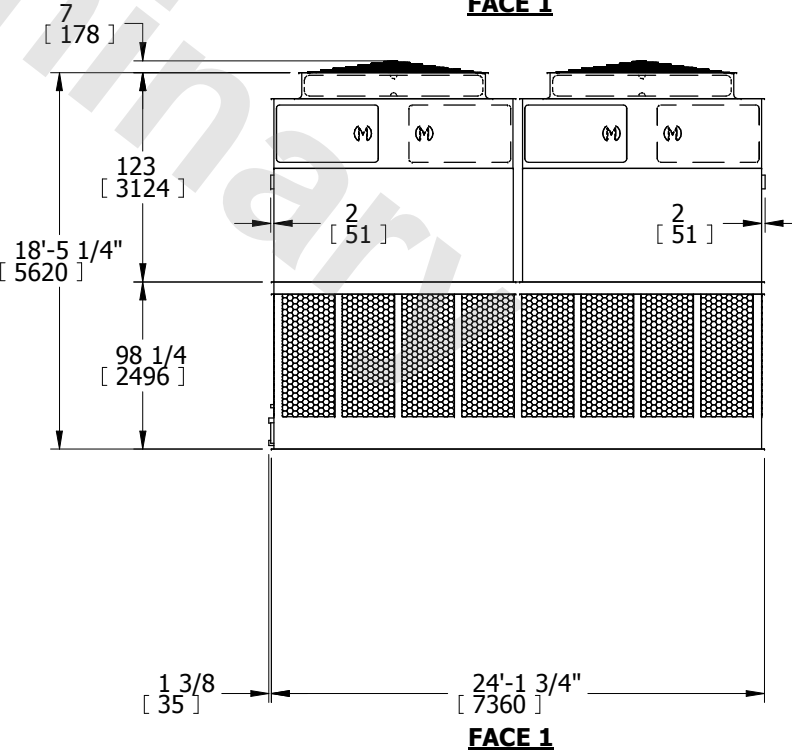
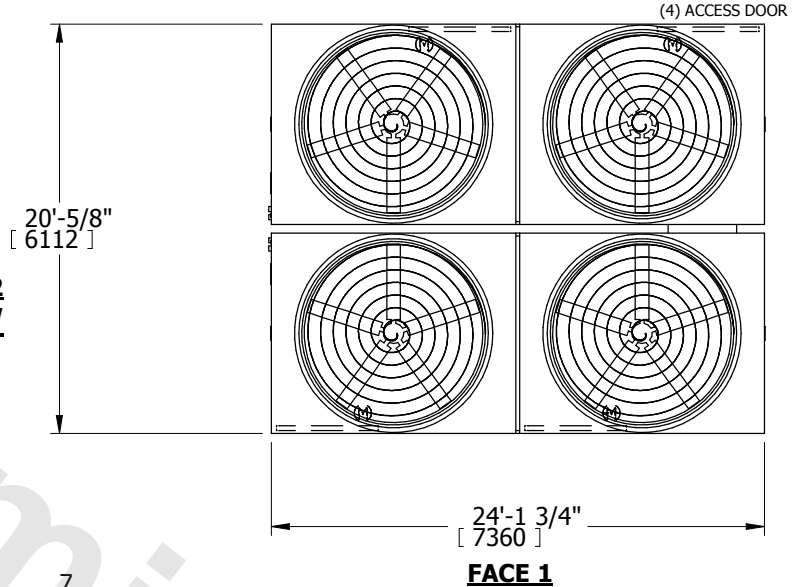
# EVAPCO, INC.



|                              |                        |                 |                           |           |                  |          |
|------------------------------|------------------------|-----------------|---------------------------|-----------|------------------|----------|
| UNIT<br><b>COOLING TOWER</b> | MODEL #<br>AT 420-4I24 | SCALE<br>N.T.S. | DWG. #<br>T36M2448-DRF-ST | REV.<br>- | DATE<br>3/6/2025 | SERIAL # |
|------------------------------|------------------------|-----------------|---------------------------|-----------|------------------|----------|

- NOTES:
- (M)- FAN MOTOR LOCATION
  - HEAVIEST SECTION IS UPPER SECTION
  - MPT DENOTES MALE PIPE THREAD  
FPT DENOTES FEMALE PIPE THREAD  
BFW DENOTES BEVELED FOR WELDING
  - +UNIT WEIGHT DOES NOT INCLUDE ACCESSORIES (SEE ACCESSORY DRAWINGS)
  - MAKE-UP WATER PRESSURE  
20 psi MIN [137 kPa], 50 psi MAX [344 kPa]

**FACE 2  
PLAN VIEW**



**FACE 2**

**FACE 1**

|   |  |   |                               |
|---|--|---|-------------------------------|
| SHIPPING WEIGHT<br>31180 lbs+ [14143] kg+ | OPERATING WEIGHT<br>53320 lbs+ [24186] kg+ | HEAVIEST SECTION WEIGHT<br>5620 lbs+ [2549] kg+ | NO. OF SHIPPING SECTIONS<br>6 |
|---|--|---|-------------------------------|