

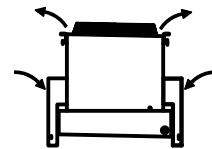
**CONFIDENTIAL**

This document is the property of Evapco, Inc. It should not be copied or disclosed without prior written authorization.

|          |                                 |              |                    |        |                |
|----------|---------------------------------|--------------|--------------------|--------|----------------|
| CUSTOMER | MODEL # U-SSTWE5-47S86H0075F3KA | SCALE N.T.S. | DWG. # USSTW5-SE-8 | REV. 0 | DATE 3/25/2025 |
|----------|---------------------------------|--------------|--------------------|--------|----------------|




AIR FLOW DIAGRAM

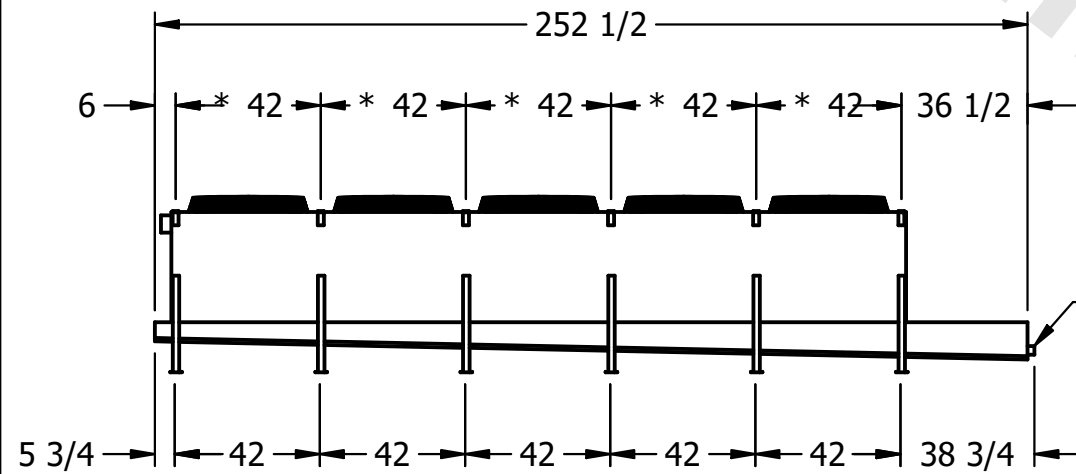


**NOTES:**

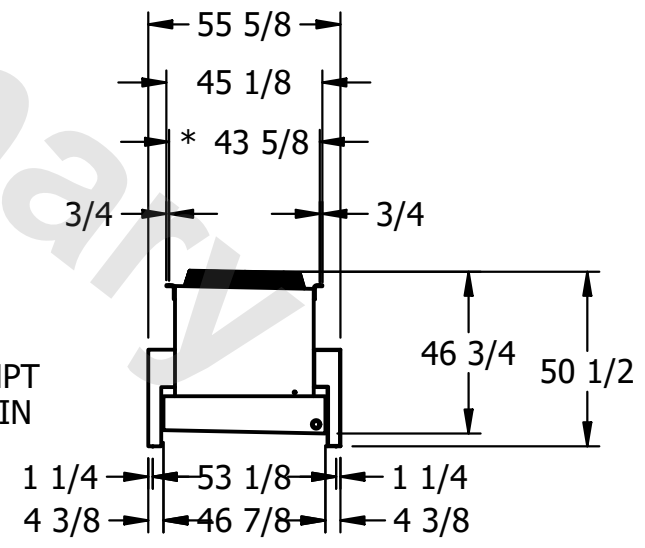
- 1) \* = HANGER HOLE LOCATION.
- 2) HANGER HOLES ARE FOR 3/4 INCH THREADED ROD.
- 3) ALL DIMENSIONS ARE FOR REFERENCE AND SHOULD NOT BE USED FOR PREFABRICATION OF PIPING OR SUPPORTS.



NEMA 4X  
JUNCTION  
BOX



2" MPT  
DRAIN



|         |      |                                      |                                       |
|---------|------|--------------------------------------|---------------------------------------|
| PROJECT | ROOM | SHIPPING WEIGHT 3410 lbs+ [1550] kg+ | OPERATING WEIGHT 3980 lbs+ [1810] kg+ |
|---------|------|--------------------------------------|---------------------------------------|