


Know Your Options



FOR FALL MAINTENANCE


CONTACT YOUR
LOCAL MR.
GOODTOWER
SERVICE
CENTER TO
CHECK YOUR:

Now's the perfect time to inspect your cooling equipment and replace any worn or damaged parts. By diagnosing potential problems before shut-down season, you can avoid spring startup failures and costly emergency repairs.




1 FILL

Inspect the PVC fill bundles for clogging or damage. A clear path allowing air and water flow will ensure optimum thermal performance.



2 LOUVERS

EVAPCO's patented WST inlet louvers must be undamaged and free from blockage to perform properly. Clean and/or replace any clogged or damaged louvers.



3 BEARINGS

Check for any unusual bearing noise. Grease bearings in accordance with the manufacturer's recommended maintenance schedule. Consider stocking spare bearings.



4 BELTS

Check for frayed and/or worn belts. Check for proper tensioning. Consider stocking spare parts.



ASK YOUR EVAPCO SALES REPRESENTATIVE FOR MORE INFORMATION

